

*Philosophers gathered from far and near
 To sit at his feat and hear and hear,
 Though he never was heard
 To utter a word
 But "Abracadabra, abracadab,
 Abracada, abracad,
 Abraca, abrac, abra, ab!"
 'Twas all he had,
 'Twas all they wanted to hear, and each
 Made copious notes of the mystical speech,
 Which they published next –
 A trickle of text
 In the meadow of commentary.
 Mighty big books were these,
 In a number, as leaves of trees;
 In learning, remarkably – very!*

— Jamrach Holobom, quoted by Ambrose Bierce,
The Devil's Dictionary (1911)

Why are our days numbered and not, say, lettered?

— Woody Allen

12^{bis} String Matching

12^{bis}.1 Brute Force

The basic object that we consider in this lecture note is a *string*, which is really just an array. The elements of the array come from a set Σ called the *alphabet*; the elements themselves are called *characters*. Common examples are ASCII text, where each character is an seven-bit integer, strands of DNA, where the alphabet is the set of nucleotides $\{A, C, G, T\}$, or proteins, where the alphabet is the set of 22 amino acids.

The problem we want to solve is the following. Given two strings, a *text* $T[1..n]$ and a *pattern* $P[1..m]$, find the first *substring* of the text that is the same as the pattern. (It would be easy to extend our algorithms to find *all* matching substrings, but we will resist.) A substring is just a contiguous subarray. For any *shift* s , let T_s denote the substring $T[s..s + m - 1]$. So more formally, we want to find the smallest shift s such that $T_s = P$, or report that there is no match. For example, if the text is the string 'AMANAPLANACATACANALPANAMA'¹ and the pattern is 'CAN', then the output should be 15. If the pattern is 'SPAM', then the answer should be NONE. In most cases the pattern is much smaller than the text; to make this concrete, I'll assume that $m < n/2$.

¹Dan Hoey (or rather, his computer program) found the following 540-word palindrome in 1984. We have better online dictionaries now, so I'm sure you could do better.

A man, a plan, a caret, a ban, a myriad, a sum, a lac, a liar, a hoop, a pint, a catalpa, a gas, an oil, a bird, a yell, a vat, a caw, a pax, a wag, a tax, a nay, a ram, a cap, a yam, a gay, a tsar, a wall, a car, a luger, a ward, a bin, a woman, a vassal, a wolf, a tuna, a nit, a pall, a fret, a watt, a bay, a daub, a tan, a cab, a datum, a gall, a hat, a fag, a zap, a say, a jaw, a lay, a wet, a gallop, a tug, a trot, a trap, a tram, a torr, a caper, a top, a tonk, a toll, a ball, a fair, a sax, a minim, a tenor, a bass, a passer, a capital, a rut, an amen, a ted, a cabal, a tang, a sun, an ass, a maw, a sag, a jam, a dam, a sub, a salt, an axon, a sail, an ad, a wadi, a radian, a room, a rood, a rip, a tad, a pariah, a revel, a reel, a reed, a pool, a plug, a pin, a peek, a parabola, a dog, a pat, a cud, a nu, a fan, a pal, a rum, a nod, an eta, a lag, an eel, a batik, a mug, a mot, a nap, a maxim, a mood, a leek, a grub, a gob, a gel, a drab, a citadel, a total, a cedar, a tap, a gag, a rat, a manor, a bar, a gal, a cola, a pap, a yaw, a tab, a raj, a gab, a nag, a pagan, a bag, a jar, a bat, a way, a papa, a local, a gar, a baron, a mat, a rag, a gap, a tar, a decal, a tot, a led, a tic, a bard, a leg, a bog, a burg, a keel, a doom, a mix, a map, an atom, a gum, a kit, a baleen, a gala, a ten, a don, a mural, a pan, a faun, a ducat, a pagoda, a lob, a rap, a keep, a nip, a gulp, a loop, a deer, a leer, a lever, a hair, a pad, a tapir, a door, a moor, an aid, a raid, a wad, an alias, an ox, an atlas, a bus, a madam, a jag, a saw, a mass, an anus, a gnat, a lab, a cadet, an em, a natural, a tip, a caress, a pass, a baronet, a minimax, a sari, a fall, a ballot, a knot, a pot, a rep, a carrot, a mart, a part, a tort, a gut, a poll, a gateway, a law, a jay, a sap, a zag, a fat, a hall, a gamut, a dab, a can, a tabu, a day, a batt, a waterfall, a patina, a nut, a flow, a lass, a van, a mow, a nib, a draw, a regular, a call, a war, a stay, a gam, a yap, a cam, a ray, an ax, a tag, a wax, a paw, a cat, a valley, a drib, a lion, a saga, a plat, a catnip, a pooh, a rail, a calamus, a dairyman, a bater, a canal—Panama!

Here's the 'obvious' brute force algorithm, but with one immediate improvement. The inner while loop compares the substring T_s with P . If the two strings are not equal, this loop stops at the first character mismatch.

```

ALMOSTBRUTEFORCE( $T[1..n], P[1..m]$ ):
  for  $s \leftarrow 1$  to  $n - m + 1$ 
     $equal \leftarrow \text{TRUE}$ 
     $i \leftarrow 1$ 
    while  $equal$  and  $i \leq m$ 
      if  $T[s + i - 1] \neq P[i]$ 
         $equal \leftarrow \text{FALSE}$ 
      else
         $i \leftarrow i + 1$ 
    if  $equal$ 
      return  $s$ 
  return NONE

```

In the worst case, the running time of this algorithm is $O((n - m)m) = O(nm)$, and we can actually achieve this running time by searching for the pattern $AAA \dots AAAB$ with $m - 1$ A's, in a text consisting of n A's.

In practice, though, breaking out of the inner loop at the first mismatch makes this algorithm quite practical. We can wave our hands at this by assuming that the text and pattern are both random. Then on average, we perform a constant number of comparisons at each position i , so the total expected number of comparisons is $O(n)$. Of course, neither English nor DNA is really random, so this is only a heuristic argument.

12^{bis}.2 Strings as Numbers

For the moment, let's assume that the alphabet consists of the ten digits 0 through 9, so we can interpret any array of characters as either a string or a decimal number. In particular, let p be the numerical value of the pattern P , and for any shift s , let t_s be the numerical value of T_s :

$$p = \sum_{i=1}^m 10^{m-i} \cdot P[i] \quad t_s = \sum_{i=1}^m 10^{m-i} \cdot T[s + i - 1]$$

For example, if $T = 31415926535897932384626433832795028841971$ and $m = 4$, then $t_{17} = 2384$.

Clearly we can rephrase our problem as follows: Find the smallest s , if any, such that $p = t_s$. We can compute p in $O(m)$ arithmetic operations, without having to explicitly compute powers of ten, using *Horner's rule*:

$$p = P[m] + 10(P[m - 1] + 10(P[m - 2] + \dots + 10(P[2] + 10 \cdot P[1]) \dots))$$

We could also compute any t_s in $O(m)$ operations using Horner's rule, but this leads to essentially the same brute-force algorithm as before. But once we know t_s , we can actually compute t_{s+1} in constant time just by doing a little arithmetic — subtract off the most significant digit $T[s] \cdot 10^{m-1}$, shift everything up by one digit, and add the new least significant digit $T[s + m]$:

$$t_{s+1} = 10(t_s - 10^{m-1} \cdot T[s]) + T[s + m]$$

To make this fast, we need to precompute the constant 10^{m-1} . (And we know how to do that quickly, right?) So at least intuitively, it looks like we can solve the string matching problem in $O(n)$ worst-case time using the following algorithm:

```

NUMBERSEARCH( $T[1..n], P[1..m]$ ):
 $\sigma \leftarrow 10^{m-1}$ 
 $p \leftarrow 0$ 
 $t_1 \leftarrow 0$ 
for  $i \leftarrow 1$  to  $m$ 
     $p \leftarrow 10 \cdot p + P[i]$ 
     $t_1 \leftarrow 10 \cdot t_1 + T[i]$ 
for  $s \leftarrow 1$  to  $n - m + 1$ 
    if  $p = t_s$ 
        return  $s$ 
     $t_{s+1} \leftarrow 10 \cdot (t_s - \sigma \cdot T[s]) + T[s + m]$ 
return NONE

```

Unfortunately, the most we can say is that the number of *arithmetic operations* is $O(n)$. These operations act on numbers with up to m digits. Since we want to handle arbitrarily long patterns, we can't assume that each operation takes only constant time! In fact, if we want to avoid expensive multiplications in the second-to-last line, we should represent each number as a string of decimal digits, which brings us back to our original brute-force algorithm!

12^{bis}.3 Karp-Rabin Fingerprinting

To make this algorithm efficient, we will make one simple change, proposed by Richard Karp and Michael Rabin in 1981:

Perform all arithmetic modulo some prime number q .

We choose q so that the value $10q$ fits into a standard integer variable, so that we don't need any fancy long-integer data types. The values $(p \bmod q)$ and $(t_s \bmod q)$ are called the *fingerprints* of P and T_s , respectively. We can now compute $(p \bmod q)$ and $(t_1 \bmod q)$ in $O(m)$ time using Horner's rule:

$$p \bmod q = P[m] + (\dots + (10 \cdot (P[2] + (10 \cdot P[1] \bmod q) \bmod q) \bmod q) \dots) \bmod q.$$

Similarly, given $(t_s \bmod q)$, we can compute $(t_{s+1} \bmod q)$ in constant time as follows:

$$t_{s+1} \bmod q = (10 \cdot (t_s - ((10^{m-1} \bmod q) \cdot T[s] \bmod q) \bmod q) \bmod q) + T[s + m] \bmod q.$$

Again, we have to precompute the value $(10^{m-1} \bmod q)$ to make this fast.

If $(p \bmod q) \neq (t_s \bmod q)$, then certainly $P \neq T_s$. However, if $(p \bmod q) = (t_s \bmod q)$, we can't tell whether $P = T_s$ or not. All we know for sure is that p and t_s differ by some integer multiple of q . If $P \neq T_s$ in this case, we say there is a *false match* at shift s . To test for a false match, we simply do a brute-force string comparison. (In the algorithm below, $\tilde{p} = p \bmod q$ and $\tilde{t}_s = t_s \bmod q$.) The overall running time of the algorithm is $O(n + Fm)$, where F is the number of false matches.

Intuitively, we expect the fingerprints t_s to jump around between 0 and $q - 1$ more or less at random, so the 'probability' of a false match 'ought' to be $1/q$. This intuition implies that $F = n/q$ "on average", which gives us an 'expected' running time of $O(n + nm/q)$. If we always choose $q \geq m$, this bound simplifies to $O(n)$.

But of course all this intuitive talk of probabilities is meaningless hand-waving, since we haven't actually done anything random yet! There are two simple methods to formalize this intuition.

Random Prime Numbers

The algorithm that Karp and Rabin actually proposed chooses the prime modulus q *randomly* from a sufficiently large range.

```

KARPRABIN( $T[1..n], P[1..m]$ ):
   $q \leftarrow$  a random prime number between 2 and  $\lceil m^2 \lg m \rceil$ 
   $\sigma \leftarrow 10^{m-1} \bmod q$ 
   $\tilde{p} \leftarrow 0$ 
   $\tilde{t}_1 \leftarrow 0$ 
  for  $i \leftarrow 1$  to  $m$ 
     $\tilde{p} \leftarrow (10 \cdot \tilde{p} \bmod q) + P[i] \bmod q$ 
     $\tilde{t}_1 \leftarrow (10 \cdot \tilde{t}_1 \bmod q) + T[i] \bmod q$ 
  for  $s \leftarrow 1$  to  $n - m + 1$ 
    if  $\tilde{p} = \tilde{t}_s$ 
      if  $P = T_s$      $\langle\langle$ brute-force  $O(m)$ -time comparison $\rangle\rangle$ 
        return  $s$ 
     $\tilde{t}_{s+1} \leftarrow (10 \cdot (\tilde{t}_s - (\sigma \cdot T[s] \bmod q) \bmod q) \bmod q) + T[s + m] \bmod q$ 
  return NONE

```

For any positive integer u , let $\pi(u)$ denote the number of prime numbers less than u . There are $\pi(m^2 \log m)$ possible values for q , each with the same probability of being chosen. Our analysis needs two results from number theory. I won't even try to prove the first one, but the second one is quite easy.

Lemma 1 (The Prime Number Theorem). $\pi(u) = \Theta(u / \log u)$.

Lemma 2. Any integer x has at most $\lfloor \lg x \rfloor$ distinct prime divisors.

Proof: If x has k distinct prime divisors, then $x \geq 2^k$, since every prime number is bigger than 1. \square

Suppose there are no true matches, since a true match can only end the algorithm early, so $p \neq t_s$ for all s . There is a false match at shift s if and only if $\tilde{p} = \tilde{t}_s$, or equivalently, if q is one of the prime divisors of $|p - t_s|$. Because $p < 10^m$ and $t_s < 10^m$, we must have $|p - t_s| < 10^m$. Thus, Lemma 2 implies that $|p - t_s|$ has at most $O(m)$ prime divisors. We chose q randomly from a set of $\pi(m^2 \log m) = \Omega(m^2)$ prime numbers, so the probability of a false match at shift s is $O(1/m)$. Linearity of expectation now implies that the expected number of false matches is $O(n/m)$. We conclude that KARPRABIN runs in $O(n + E[F]m) = O(n)$ **expected time**.

Actually choosing a random prime number is not particularly easy; the best method known is to repeatedly generate a random integer and test whether it's prime. The Prime Number Theorem implies that we will find a prime number after $O(\log m)$ iterations. Testing whether a number x is prime by brute force requires roughly $O(\sqrt{x})$ divisions, each of which require $O(\log^2 x)$ time if we use standard long division. So the total time to choose q using this brute-force method is about $O(m \log^3 m)$. There are faster algorithms to test primality, but they are considerably more complex. In practice, it's enough to choose a random *probable* prime. Unfortunately, even describing what the phrase "probable prime" means is beyond the scope of this note.

Polynomial Hashing

A much simpler method relies on a classical string-hashing technique proposed by Lawrence Carter and Mark Wegman in the late 1970s. Instead of generating the prime modulus randomly, we generate *the radix of our number representation* randomly. Equivalently, we treat each string as the coefficient vector of a polynomial of degree $m - 1$, and we evaluate that polynomial at some random number.

```

CARTERWEGMANKARPRABIN( $T[1..n], P[1..m]$ ):
   $q \leftarrow$  prime number larger than  $m^2$ 
   $b \leftarrow$  RANDOM( $q$ ) - 1
   $\sigma \leftarrow b^{m-1} \bmod q$ 
   $\tilde{p} \leftarrow 0$ 
   $\tilde{t}_1 \leftarrow 0$ 
  for  $i \leftarrow 1$  to  $m$ 
     $\tilde{p} \leftarrow (b \cdot \tilde{p} \bmod q) + P[i] \bmod q$ 
     $\tilde{t}_1 \leftarrow (b \cdot \tilde{t}_1 \bmod q) + T[i] \bmod q$ 
  for  $s \leftarrow 1$  to  $n - m + 1$ 
    if  $\tilde{p} = \tilde{t}_s$ 
      if  $P = T_s$      $\langle\langle$ brute-force  $O(m)$ -time comparison $\rangle\rangle$ 
        return  $s$ 
     $\tilde{t}_{s+1} \leftarrow (b \cdot (\tilde{t}_s - (\sigma \cdot T[s] \bmod q) \bmod q) \bmod q) + T[s + m] \bmod q$ 
  return NONE
    
```

Fix an arbitrary prime number $q \geq m^2$, and choose b uniformly at random from the set $\{0, 1, \dots, q-1\}$. We redefine the numerical values p and t_s using b in place of the alphabet size:

$$p(b) = \sum_{i=1}^m b^i \cdot P[m-i] \quad t_s(b) = \sum_{i=1}^m b^i \cdot T[s-1+m-i],$$

Now define $\tilde{p}(b) = p(b) \bmod q$ and $\tilde{t}_s(b) = t_s(b) \bmod q$.

The function $f(b) = \tilde{p}(b) - \tilde{t}_s(b)$ is a polynomial of degree $m - 1$ over the variable b . Because q is prime, the set $\mathbb{Z}_q = \{0, 1, \dots, q-1\}$ with addition and multiplication modulo q defines a field. A standard theorem of abstract algebra states that any polynomial with degree $m - 1$ over a field has at most $m - 1$ roots in that field. Thus, there are at most $m - 1$ elements $b \in \mathbb{Z}_q$ such that $f(b) = 0$.

It follows that if $P \neq T_s$, the probability of a false match at shift s is $\Pr_b[\tilde{p}(b) = \tilde{t}_s(b)] \leq (m - 1)/q < 1/m$. Linearity of expectation now implies that the expected number of false positives is $O(n/m)$, so the modified Rabin-Karp algorithm also runs in $O(n)$ expected time.

12^{bis}.4 Redundant Comparisons

Let's go back to the character-by-character method for string matching. Suppose we are looking for the pattern 'ABRACADABRA' in some longer text using the (almost) brute force algorithm described in the previous lecture. Suppose also that when $s = 11$, the substring comparison fails at the fifth position; the corresponding character in the text (just after the vertical line below) is not a C. At this point, our algorithm would increment s and start the substring comparison from scratch.

```

HOCUSPOCUSABRA|BRACADABRA...
                ABRA|CADABRA
                ABRACADABRA
    
```

If we look carefully at the text and the pattern, however, we should notice right away that there's no point in looking at $s = 12$. We already know that the next character is a B — after all, it matched $P[2]$ during the previous comparison — so why bother even looking there? Likewise, we already know that the next two shifts $s = 13$ and $s = 14$ will also fail, so why bother looking there?

```

HOCUSPOCUSABRA|BRACADABRA...
                ABRA|CADABRA
                ABRACADABRA
                ABRACADABRA
                ABRACADABRA
    
```

Finally, when we get to $s = 15$, we can't immediately rule out a match based on earlier comparisons. However, for precisely the same reason, we shouldn't start the substring comparison over from scratch — we already know that $T[15] = P[4] = A$. Instead, we should start the substring comparison at the *second* character of the pattern, since we don't yet know whether or not it matches the corresponding text character.

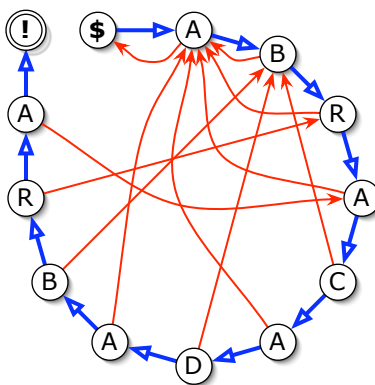
If you play with this idea long enough, you'll notice that the character comparisons should always advance through the text. **Once we've found a match for a text character, we never need to do another comparison with that text character again.** In other words, we should be able to optimize the brute-force algorithm so that it always *advances* through the text.

You'll also eventually notice a good rule for finding the next 'reasonable' shift s . A *prefix* of a string is a substring that includes the first character; a *suffix* is a substring that includes the last character. A prefix or suffix is *proper* if it is not the entire string. Suppose we have just discovered that $T[i] \neq P[j]$. **The next reasonable shift is the smallest value of s such that $T[s .. i - 1]$, which is a suffix of the previously-read text, is also a proper prefix of the pattern.**

in 1977, Donald Knuth, James Morris, and Vaughn Pratt published a string-matching algorithm that implements both of these ideas.

12^{bis}.5 Finite State Machines

We can interpret any string matching algorithm that always advance through the text as feeding the text through a special type of *finite-state machine*. A finite state machine is a directed graph. Each node (or *state*) in the string-matching machine is labeled with a character from the pattern, except for two special nodes labeled $\textcircled{\$}$ and $\textcircled{!}$. Each node has two outgoing edges, a *success* edge and a *failure* edge. The success edges define a path through the characters of the pattern in order, starting at $\textcircled{\$}$ and ending at $\textcircled{!}$. Failure edges always point to earlier characters in the pattern.



A finite state machine for the string 'ABRADACABRA'.
Thick arrows are the success edges; thin arrows are the failure edges.

We use the finite state machine to search for the pattern as follows. At all times, we have a current text character $T[i]$ and a current node in the graph, which is usually labeled by some pattern character $P[j]$. We iterate the following rules:

- If $T[i] = P[j]$, or if the current label is $\textcircled{\$}$, follow the success edge to the next node and increment i . (So there is no failure edge from the start node $\textcircled{\$}$.)
- If $T[i] \neq P[j]$, follow the failure edge back to an earlier node, but do not change i .

For the moment, let's simply assume that the failure edges are defined correctly—we'll see how to do that later. If we ever reach the node labeled $\textcircled{!}$, then we've found an instance of the pattern in the text, and if we run out of text characters ($i > n$) before we reach $\textcircled{!}$, then there is no match.

The finite state machine is really just a (very!) convenient metaphor. In a real implementation, we would not construct the entire graph. Since the success edges always traverse the pattern characters in order, and each state has exactly one outgoing failure edge, we only have to remember the targets of the failure edges. We can encode this **failure function** in an array $fail[1..n]$, where for each index j , the failure edge from node j leads to node $fail[j]$. Following a failure edge back to an earlier state corresponds exactly, in our earlier formulation, to shifting the pattern forward. The failure function $fail[j]$ tells us how far to shift after a character mismatch $T[i] \neq P[j]$. Here's the actual algorithm:

```

KNUTHMORRISPRATT( $T[1..n], P[1..m]$ ):
   $j \leftarrow 1$ 
  for  $i \leftarrow 1$  to  $n$ 
    while  $j > 0$  and  $T[i] \neq P[j]$ 
       $j \leftarrow fail[j]$ 
    if  $j = m$      $\langle\langle Found it! \rangle\rangle$ 
      return  $i - m + 1$ 
     $j \leftarrow j + 1$ 
  return NONE

```

Before we discuss computing the failure function, let's analyze the running time of KNUTHMORRISPRATT under the assumption that a correct failure function is already known. At each character comparison, either we increase i and j by one, or we decrease j and leave i alone. We can increment i at most $n - 1$ times before we run out of text, so there are at most $n - 1$ successful comparisons. Similarly, there can be at most $n - 1$ failed comparisons, since the number of times we decrease j cannot exceed the number of times we increment j . In other words, we can amortize character mismatches against earlier character matches. Thus, the total number of character comparisons performed by KNUTHMORRISPRATT in the worst case is $O(n)$.

12^{bis}.6 Computing the Failure Function

We can now rephrase our second intuitive rule about how to choose a reasonable shift after a character mismatch $T[i] \neq P[j]$:

$P[1..fail[j] - 1]$ is the longest proper prefix of $P[1..j - 1]$ that is also a suffix of $T[1..i - 1]$.

Notice, however, that if we are comparing $T[i]$ against $P[j]$, then we must have already matched the first $j - 1$ characters of the pattern. In other words, we already know that $P[1..j - 1]$ is a suffix of $T[1..i - 1]$. Thus, we can rephrase the prefix-suffix rule as follows:

$P[1..fail[j] - 1]$ is the longest proper prefix of $P[1..j - 1]$ that is also a suffix of $P[1..j - 1]$.

This is the definition of the Knuth-Morris-Pratt failure function $fail[j]$ for all $j > 1$. By convention we set $fail[1] = 0$; this tells the KMP algorithm that if the first pattern character doesn't match, it should just give up and try the next text character.

We could easily compute the failure function in $O(m^3)$ time by checking, for each j , whether every prefix of $P[1..j - 1]$ is also a suffix of $P[1..j - 1]$, but this is not the fastest method. The following algorithm essentially uses the KMP search algorithm to look for the pattern inside itself!

$P[i]$	A	B	R	A	C	A	D	A	B	R	A
$fail[i]$	0	1	1	1	2	1	2	1	2	3	4

Failure function for the string 'ABRACADABRA'
(Compare with the finite state machine on the previous page.)

```

COMPUTEFAILURE( $P[1..m]$ ):
   $j \leftarrow 0$ 
  for  $i \leftarrow 1$  to  $m$ 
     $fail[i] \leftarrow j$  (*)
    while  $j > 0$  and  $P[i] \neq P[j]$ 
       $j \leftarrow fail[j]$ 
     $j \leftarrow j + 1$ 
    
```

Here's an example of this algorithm in action. In each line, the current values of i and j are indicated by superscripts; \$ represents the beginning of the string. (You should imagine pointing at $P[j]$ with your left hand and pointing at $P[i]$ with your right hand, and moving your fingers according to the algorithm's directions.)

$j \leftarrow 0, i \leftarrow 1$ $fail[i] \leftarrow j$	\$ ^j A ⁱ B R A C A D A B R X ... 0
$j \leftarrow j + 1, i \leftarrow i + 1$ $fail[i] \leftarrow j$	\$ A ^j B ⁱ R A C A D A B R X ... 0 1
$j \leftarrow fail[j]$	\$ ^j A B ⁱ R A C A D A B R X ...
$j \leftarrow j + 1, i \leftarrow i + 1$ $fail[i] \leftarrow j$	\$ A ^j B R ⁱ A C A D A B R X ... 0 1 1
$j \leftarrow fail[j]$	\$ ^j A B R ⁱ A C A D A B R X ...
$j \leftarrow j + 1, i \leftarrow i + 1$ $fail[i] \leftarrow j$	\$ A ^j B R A ⁱ C A D A B R X ... 0 1 1 1
$j \leftarrow j + 1, i \leftarrow i + 1$ $fail[i] \leftarrow j$	\$ A B ^j R A C ⁱ A D A B R X ... 0 1 1 1 2
$j \leftarrow fail[j]$	\$ A ^j B R A C ⁱ A D A B R X ...
$j \leftarrow fail[j]$	\$ ^j A B R A C ⁱ A D A B R X ...
$j \leftarrow j + 1, i \leftarrow i + 1$ $fail[i] \leftarrow j$	\$ A ^j B R A C A ⁱ D A B R X ... 0 1 1 1 2 1
$j \leftarrow j + 1, i \leftarrow i + 1$ $fail[i] \leftarrow j$	\$ A B ^j R A C A D ⁱ A B R X ... 0 1 1 1 2 1 2
$j \leftarrow fail[j]$	\$ A ^j B R A C A D ⁱ A B R X ...
$j \leftarrow fail[j]$	\$ ^j A B R A C A D ⁱ A B R X ...
$j \leftarrow j + 1, i \leftarrow i + 1$ $fail[i] \leftarrow j$	\$ A ^j B R A C A D A ⁱ B R X ... 0 1 1 1 2 1 2 1
$j \leftarrow j + 1, i \leftarrow i + 1$ $fail[i] \leftarrow j$	\$ A B ^j R A C A D A B ⁱ R X ... 0 1 1 1 2 1 2 1 2
$j \leftarrow j + 1, i \leftarrow i + 1$ $fail[i] \leftarrow j$	\$ A B R ^j A C A D A B R ⁱ X ... 0 1 1 1 2 1 2 1 2 2
$j \leftarrow j + 1, i \leftarrow i + 1$ $fail[i] \leftarrow j$	\$ A B R A ^j C A D A B R X ⁱ ... 0 1 1 1 2 1 2 1 2 3
$j \leftarrow fail[j]$	\$ A ^j B R A C A D A B R X ⁱ ...
$j \leftarrow fail[j]$	\$ ^j A B R A C A D A B R X ⁱ ...

COMPUTEFAILURE in action. Do this yourself by hand!

Just as we did for KNUTHMORRISPRATT, we can analyze COMPUTEFAILURE by amortizing character mismatches against earlier character matches. Since there are at most m character matches, COMPUTEFAILURE runs in $O(m)$ time.

Let's prove (by induction, of course) that COMPUTEFAILURE correctly computes the failure function. The base case $fail[1] = 0$ is obvious. Assuming inductively that we correctly computed $fail[1]$ through $fail[i - 1]$ in line (*), we need to show that $fail[i]$ is also correct. Just after the i th iteration of line (*), we have $j = fail[i]$, so $P[1..j - 1]$ is the longest proper prefix of $P[1..i - 1]$ that is also a suffix.

Let's define the iterated failure functions $fail^c[j]$ inductively as follows: $fail^0[j] = j$, and

$$fail^c[j] = fail[fail^{c-1}[j]] = \overbrace{fail[fail[\dots[fail[j]]\dots]]}^c.$$

In particular, if $fail^{c-1}[j] = 0$, then $fail^c[j]$ is undefined. We can easily show by induction that every string of the form $P[1..fail^c[j] - 1]$ is both a proper prefix and a proper suffix of $P[1..i - 1]$, and in fact, these are the only examples. Thus, the longest proper prefix/suffix of $P[1..i]$ must be the longest string of the form $P[1..fail^c[j]]$ —the one with smallest c —such that $P[fail^c[j]] = P[i]$. This is exactly what the while loop in COMPUTEFAILURE computes; the $(c + 1)$ th iteration compares $P[fail^c[j]] = P[fail^{c+1}[i]]$ against $P[i]$. COMPUTEFAILURE is actually a *dynamic programming* implementation of the following recursive definition of $fail[i]$:

$$fail[i] = \begin{cases} 0 & \text{if } i = 0, \\ \max_{c \geq 1} \{ fail^c[i - 1] + 1 \mid P[i - 1] = P[fail^c[i - 1]] \} & \text{otherwise.} \end{cases}$$

12^{bis}.7 Optimizing the Failure Function

We can speed up KNUTHMORRISPRATT slightly by making one small change to the failure function. Recall that after comparing $T[i]$ against $P[j]$ and finding a mismatch, the algorithm compares $T[i]$ against $P[fail[j]]$. With the current definition, however, it is possible that $P[j]$ and $P[fail[j]]$ are actually the same character, in which case the next character comparison will automatically fail. So why do the comparison at all?

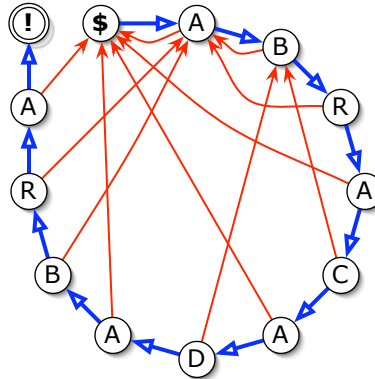
We can optimize the failure function by 'short-circuiting' these redundant comparisons with some simple post-processing:

```
OPTIMIZEFAILURE( $P[1..m]$ ,  $fail[1..m]$ ):
  for  $i \leftarrow 2$  to  $m$ 
    if  $P[i] = P[fail[i]]$ 
       $fail[i] \leftarrow fail[fail[i]]$ 
```

We can also compute the optimized failure function directly by adding three new lines (in bold) to the COMPUTEFAILURE function.

```
COMPUTEOPTFAILURE( $P[1..m]$ ):
   $j \leftarrow 0$ 
  for  $i \leftarrow 1$  to  $m$ 
    if  $P[i] = P[j]$ 
       $fail[i] \leftarrow fail[j]$ 
    else
       $fail[i] \leftarrow j$ 
    while  $j > 0$  and  $P[i] \neq P[j]$ 
       $j \leftarrow fail[j]$ 
   $j \leftarrow j + 1$ 
```

This optimization slows down the preprocessing slightly, but it may significantly decrease the number of comparisons at each text character. The worst-case running time is still $O(n)$; however, the constant is about half as big as for the unoptimized version, so this could be a significant improvement in practice. Several examples of this optimization are given on the next page.



$P[i]$	A	B	R	A	C	A	D	A	B	R	A
unoptimized $fail[i]$	0	1	1	1	2	1	2	1	2	3	4
optimized $fail[i]$	0	1	1	0	2	0	2	0	1	1	1

Optimized finite state machine and failure function for the string 'ABRADACABRA'

$P[i]$	A	N	A	N	A	B	A	N	A	N	A	N	A
unoptimized $fail[i]$	0	1	1	2	3	4	1	2	3	4	5	6	5
optimized $fail[i]$	0	1	0	1	0	4	0	1	0	1	0	6	0

$P[i]$	A	B	A	B	C	A	B	A	B	C	A	B	C
unoptimized $fail[i]$	0	1	1	2	3	1	2	3	4	5	6	7	8
optimized $fail[i]$	0	1	0	1	3	0	1	0	1	3	0	1	8

$P[i]$	A	B	B	A	B	B	A	B	A	B	B	A	B
unoptimized $fail[i]$	0	1	1	1	2	3	4	5	6	2	3	4	5
optimized $fail[i]$	0	1	1	0	1	1	0	1	6	1	1	0	1

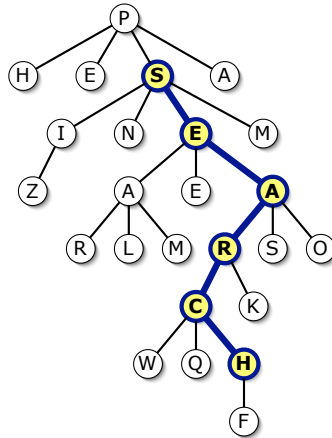
Failure functions for four more example strings.

Exercises

- Describe and analyze a two-dimensional variant of KARP-RABIN that searches for a given two-dimensional pattern $P[1..p][1..q]$ within a given two-dimensional "text" $T[1..m][1..n]$. Your algorithm should report *all* index pairs (i, j) such that the subarray $T[i..i+p-1][j..j+q-1]$ is identical to the given pattern, in $O(pq + mn)$ expected time.
- A *palindrome* is any string that is the same as its reversal, such as X, ABBA, or REDIVIDER. Describe and analyze an algorithm that computes the longest palindrome that is a (not necessarily proper) prefix of a given string $T[1..n]$. Your algorithm should run in $O(n)$ time (either expected or worst-case).
- *3. How important is the requirement that the fingerprint modulus q is prime in the original Karp-Rabin algorithm? Specifically, suppose q is chosen uniformly at random in the range $1..N$. If

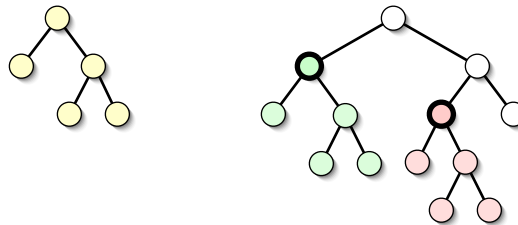
$t_s \neq p$, what is the probability that $\tilde{t}_s = \tilde{p}$? What does this imply about the expected number of false matches? How large should N be to guarantee expected running time $O(m+n)$? [Hint: This will require some additional number theory.]

4. Describe a modification of KNUTHMORRISPRATT in which the pattern can contain any number of *wildcard* symbols $*$, each of which matches an arbitrary string. For example, the pattern $ABR*CAD*BRA$ appears in the text $SCHABRAINCADBRANCH$; in this case, the second $*$ matches the empty string. Your algorithm should run in $O(m+n)$ time, where m is the length of the pattern and n is the length of the text.
5. Describe a modification of KNUTHMORRISPRATT in which the pattern can contain any number of *wildcard* symbols $?$, each of which matches an arbitrary single character. For example, the pattern $ABR?CAD?BRA$ appears in the text $SCHABRUCADIBRANCH$. Your algorithm should run in $O(m+qn)$ time, where m is the length of the pattern, n is the length of the text, and q is the number of $?$ s in the pattern.
- *6. Describe another algorithm for the previous problem that runs in time $O(m+kn)$, where k is the number of runs of consecutive non-wildcard characters in the pattern. For example, the pattern $?FISH???B??IS????CUIT?$ has $k=4$ runs.
7. Describe a modification of KNUTHMORRISPRATT in which the pattern can contain any number of *wildcard* symbols $=$, each of which matches *the same* arbitrary single character. For example, the pattern $=HOC=SPOC=S$ appears in the texts $WHUHOCUSPOCUSOT$ and $ABRAHOCASPOCASCADABRA$, but *not* in the text $FRISHOCUSPOCESTIX$. Your algorithm should run in $O(m+n)$ time, where m is the length of the pattern and n is the length of the text.
8. This problem considers the maximum length of a *failure chain* $j \rightarrow fail[j] \rightarrow fail[fail[j]] \rightarrow fail[fail[fail[j]]] \rightarrow \dots \rightarrow 0$, or equivalently, the maximum number of iterations of the inner loop of KNUTHMORRISPRATT. This clearly depends on which failure function we use: unoptimized or optimized. Let m be an arbitrary positive integer.
 - (a) Describe a pattern $A[1..m]$ whose longest *unoptimized* failure chain has length m .
 - (b) Describe a pattern $B[1..m]$ whose longest *optimized* failure chain has length $\Theta(\log m)$.
 - * (c) Describe a pattern $C[1..m]$ containing only two different characters, whose longest optimized failure chain has length $\Theta(\log m)$.
 - * (d) Prove that for any pattern of length m , the longest optimized failure chain has length at most $O(\log m)$.
9. Suppose we want to search for a string inside a labeled rooted tree. Our input consists of a *pattern string* $P[1..m]$ and a rooted *text tree* T with n nodes, each labeled with a single character. Nodes in T can have any number of children. Our goal is to either return a downward path in T whose labels match the string P , or report that there is no such path.
 - (a) Describe and analyze a variant of KARPRABIN that solves this problem in $O(m+n)$ expected time.



The string SEARCH appears on a downward path in the tree.

- (b) Describe and analyze a variant of KNUTHMORRISPRATT that solves this problem in $O(m + n)$ expected time.
10. Suppose we want to search a rooted binary tree for subtrees of a certain shape. The input consists of a *pattern tree* P with m nodes and a *text tree* T with n nodes. Every node in both trees has a left subtree and a right subtree, either or both of which may be empty. We want to report *all* nodes v in T such that the subtree rooted at v is structurally identical to P , ignoring all search keys, labels, or other data in the nodes—only the left/right pointer structure matters.



The pattern tree (left) appears exactly twice in the text tree (right).

- (a) Describe and analyze a variant of KARPRABIN that solves this problem in $O(m + n)$ expected time.
- (b) Describe and analyze a variant of KNUTHMORRISPRATT that solves this problem in $O(m + n)$ expected time.