



Network Adaptors

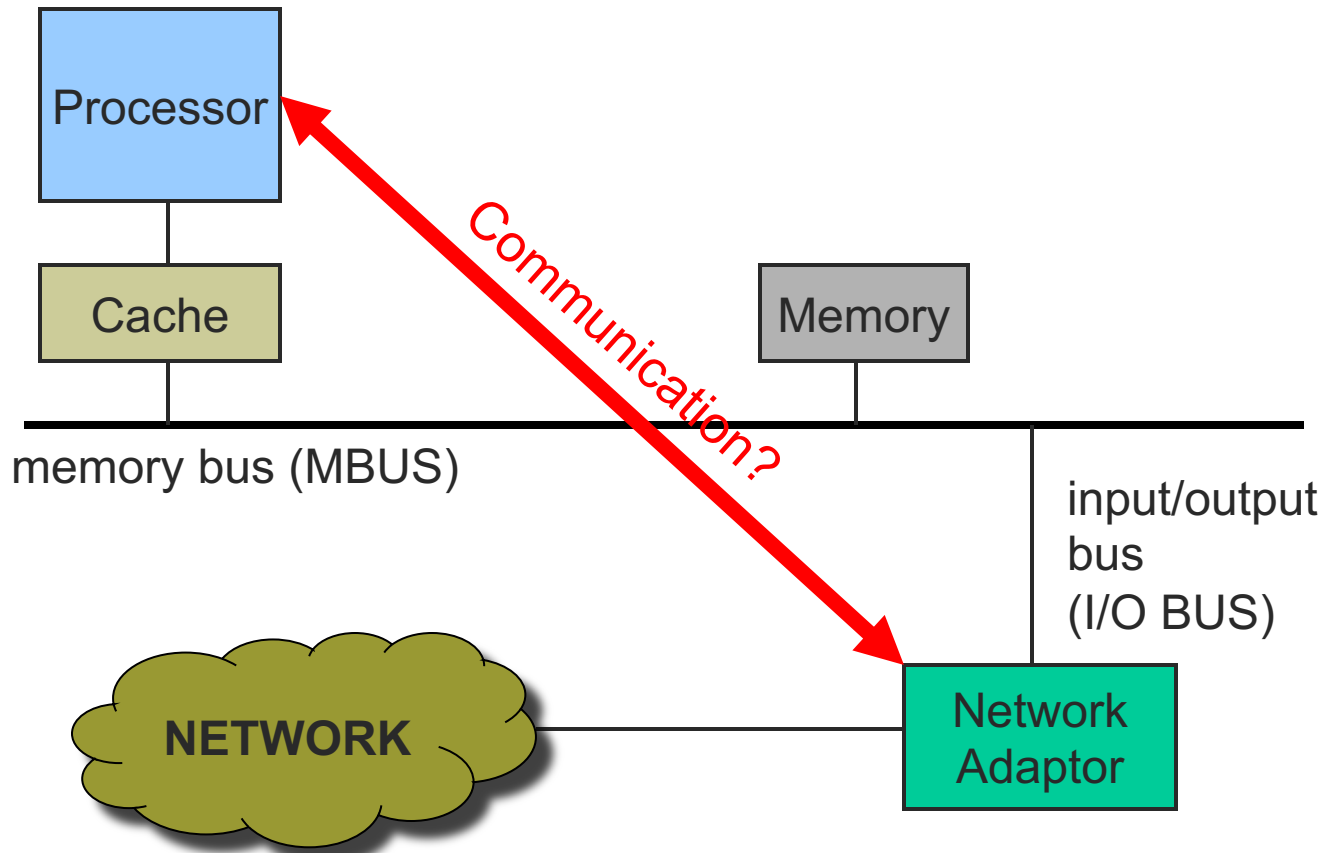
AKA Network Interface Cards (NIC)

[Network Adaptors]

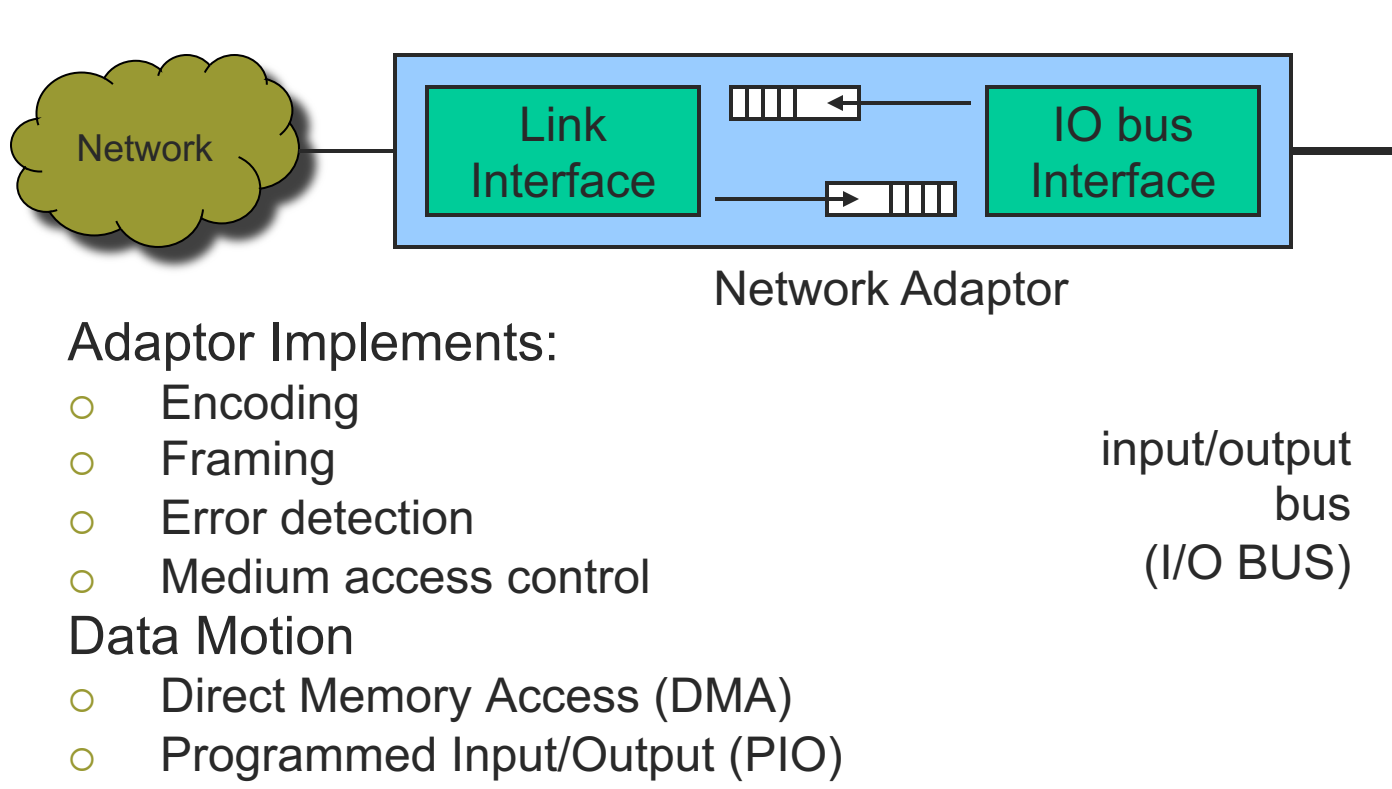
- Components
- Options for Use
 - Data Motion
 - Event Notification
- Potential performance bottlenecks
- Programming device drivers



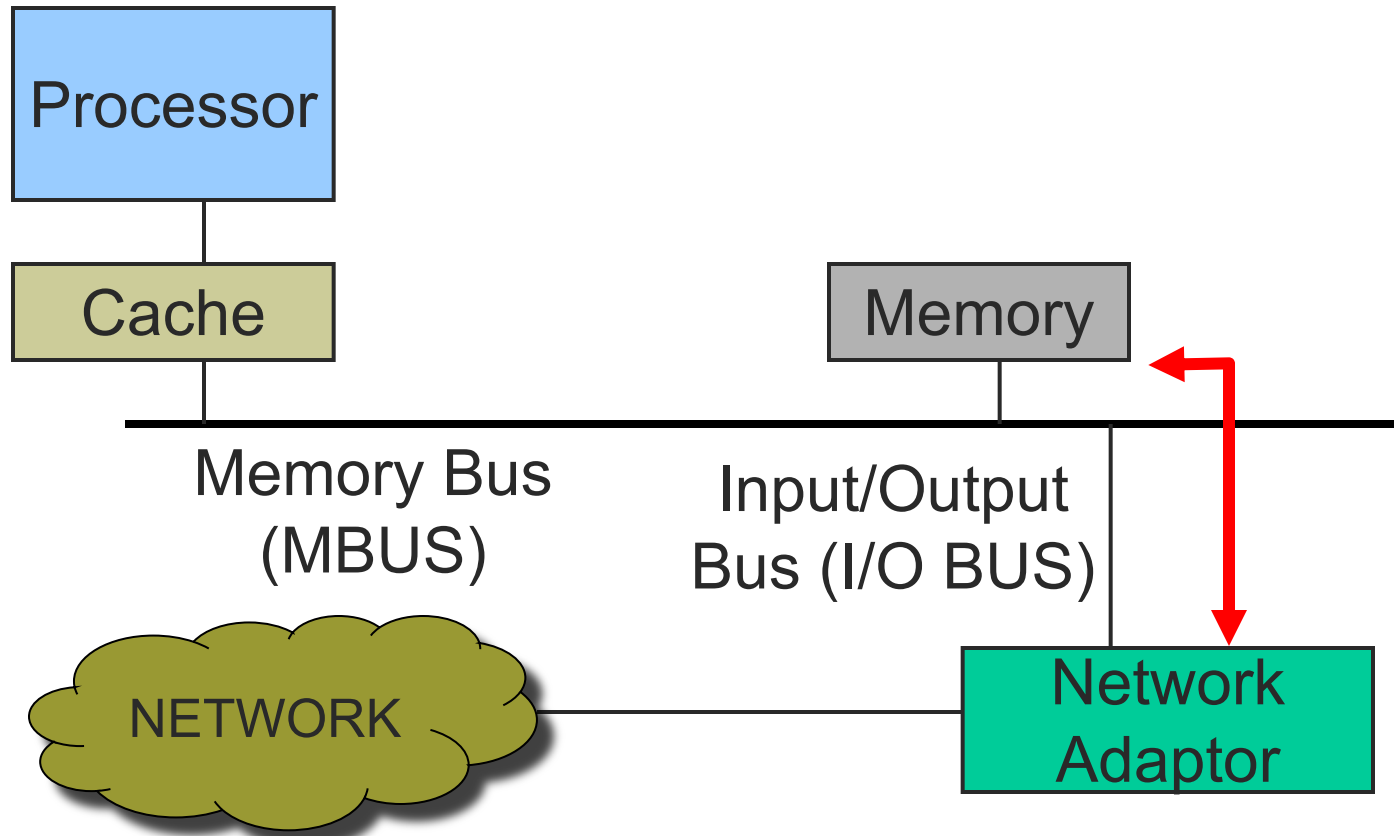
[Network Adaptors]



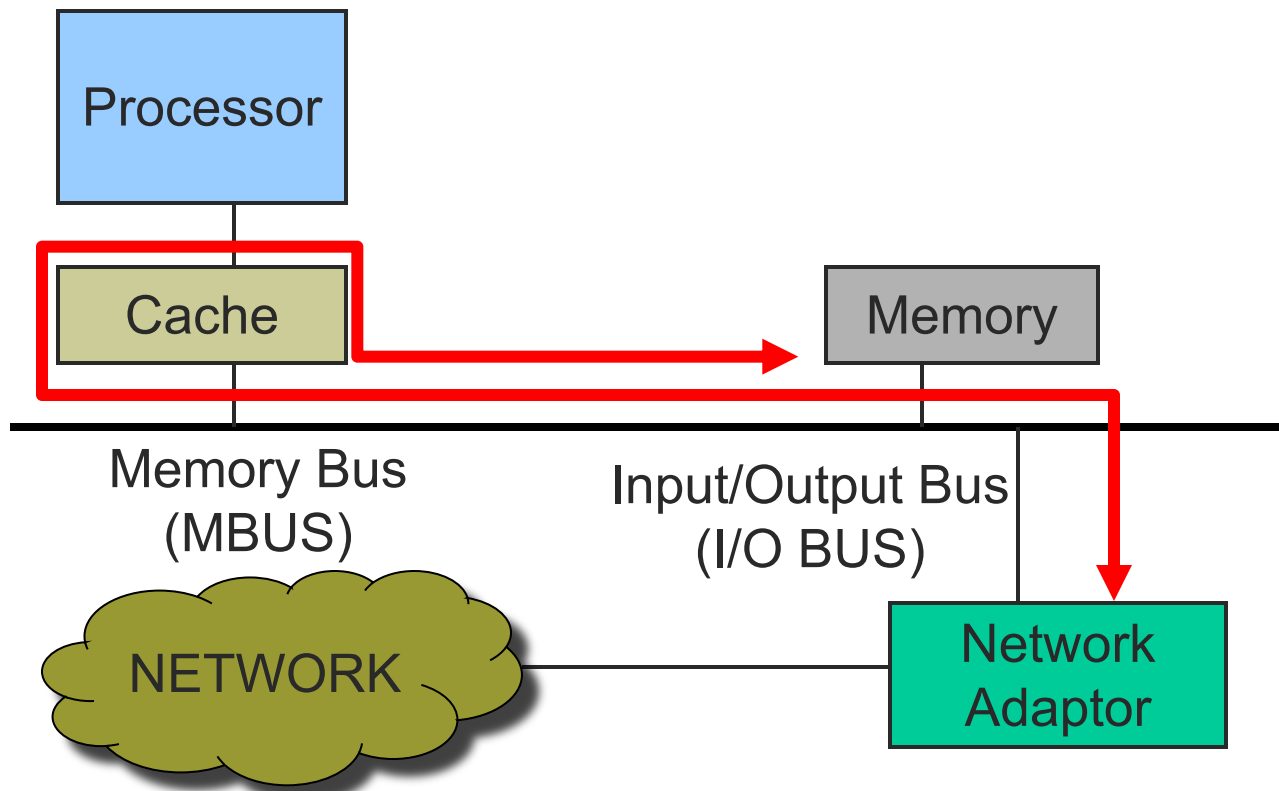
Network Adaptors



Network Adaptor: DMA



[Network Adaptor: PIO]



[Network Adaptor Use]

■ Data Motion

- Direct Memory Access (DMA)
 - Processor free to do other things
 - Can be faster than memory copy through CPU
 - Start up cost
- Programmed Input/Output (PIO)
 - Processor manages each access (loads/stores)
 - Faster than DMA for small amounts of data



[Network Adaptor Use]

- Event Notification
 - Hardware interrupts
 - Processor free to do other things
 - Events delivered immediately
 - State (register) save/restore expensive
 - Context switches more expensive
 - Event polling
 - Processor must periodically check
 - Events wait until next check
 - No extra state changes



Network Adaptor Performance

- Potential bottlenecks
 - Link capacity
 - I/O bus bandwidth
 - Memory bus bandwidth
 - Processor computing power



[Programming Device Drivers]

- Sample device driver in P&D
- Better examples in Linux
- Key Features
 - Memory-mapped control registers
 - Interrupt driven
 - Handler code must execute quickly
 - Logically concurrent with other processors



[Direct Link Examples]

- Goal
 - Explain real systems in terms of direct link topics
- TCP transport layer
- IP network layer
- Two examples of data link/physical layers
 - Ethernet
 - FDDI
- merely case studies—no need to memorize details



[Example]

- TCP transport layer (reliable transmission)
 - sliding window algorithm
 - adaptive window sizes
 - heuristics to address contention
 - aim at global optimum
 - see P&D 6.3 for details or wait until April
- IP network layer (error detection)
 - IP checksum
 - backs up stronger data link barriers (usually CRC)



[Example]

- 10 Mbps Ethernet (Xerox)

- Encoding

- Manchester
- 10 Mbps, so transitions at 20 MHz

- Error detection

- Cyclic redundancy check (probably CRC-32)

- Framing

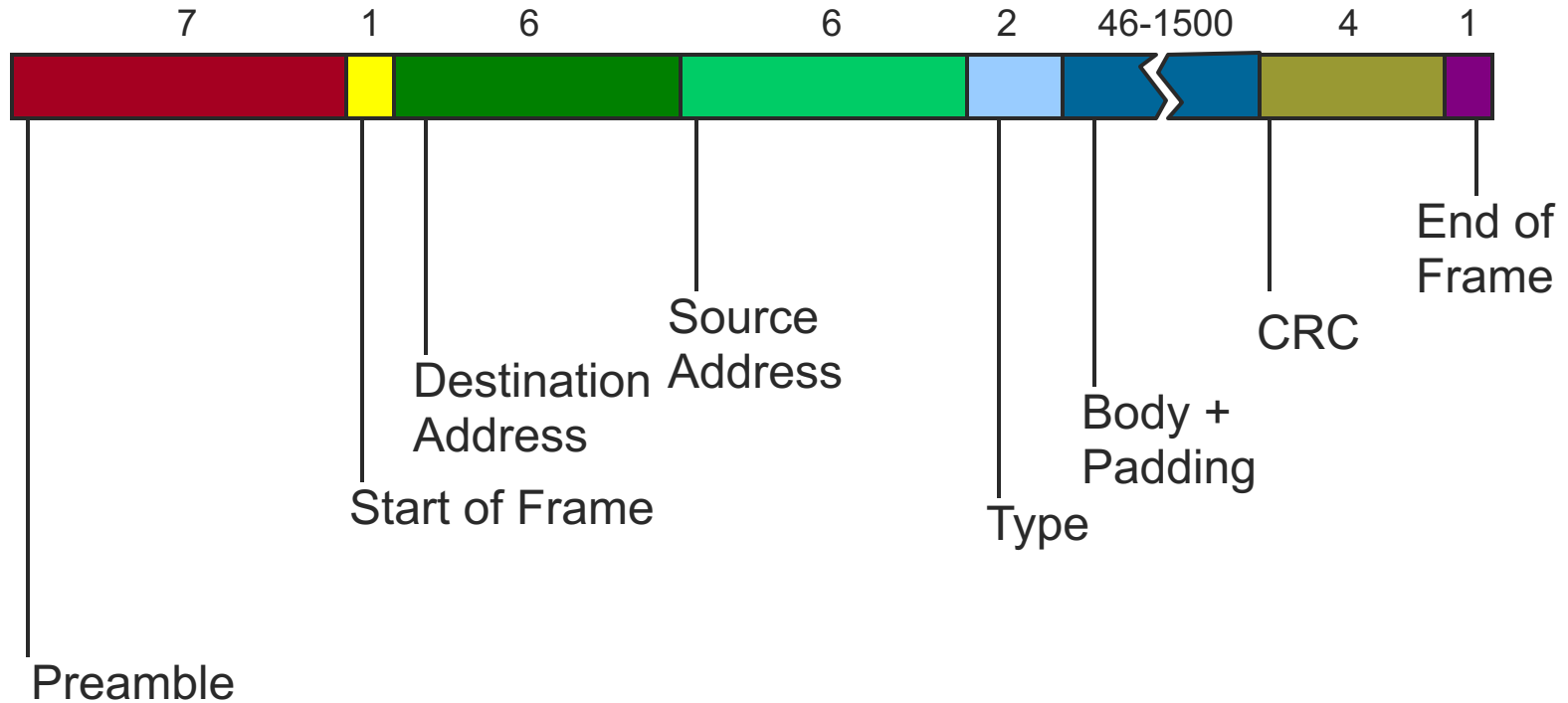
- Sentinel marks end-of-frame
- Bit-oriented (similar to HDLC)
- Variable length
- Data-dependent length

- Medium access control

- CSMA/CD



10Mb Ethernet Frame Format



Ethernet Frame Components

- Preamble + Start of Frame
 - 7 bytes of 10101010, 1 byte of 10101011
 - Encoded as 10Mhz square wave
 - Synchronize receiver's clock
- Source and Destination Address
 - Unique unicast Ethernet addresses
 - 20 bit manufacturer prefix + 28 bit ID
 - Broadcast address: FF:FF:FF:FF:FF:FF
 - Multicast address: MSB set (80:00:....)



Ethernet Frame Components

- Type
 - 2 – bytes
 - Used to demultiplex higher layers
- Body + Padding
 - Minimum data size = 46 (minimum frame size = 64)
 - Data padded to minimum value
 - Maximum data size = 1500



Ethernet Frame Components

- CRC
 - 4 byte
- End of frame marker
 - 1 byte
- Total of 27 bytes header and trailer
- Xerox vs. 802.3
 - 802.3 replaces type with length
 - 802.3 drops EOF



IEEE 802.11 Frame Format

■ Types

- control frames, management frames, data frames

■ Sequence numbers

- important against duplicated frames due to lost ACKs

■ Addresses

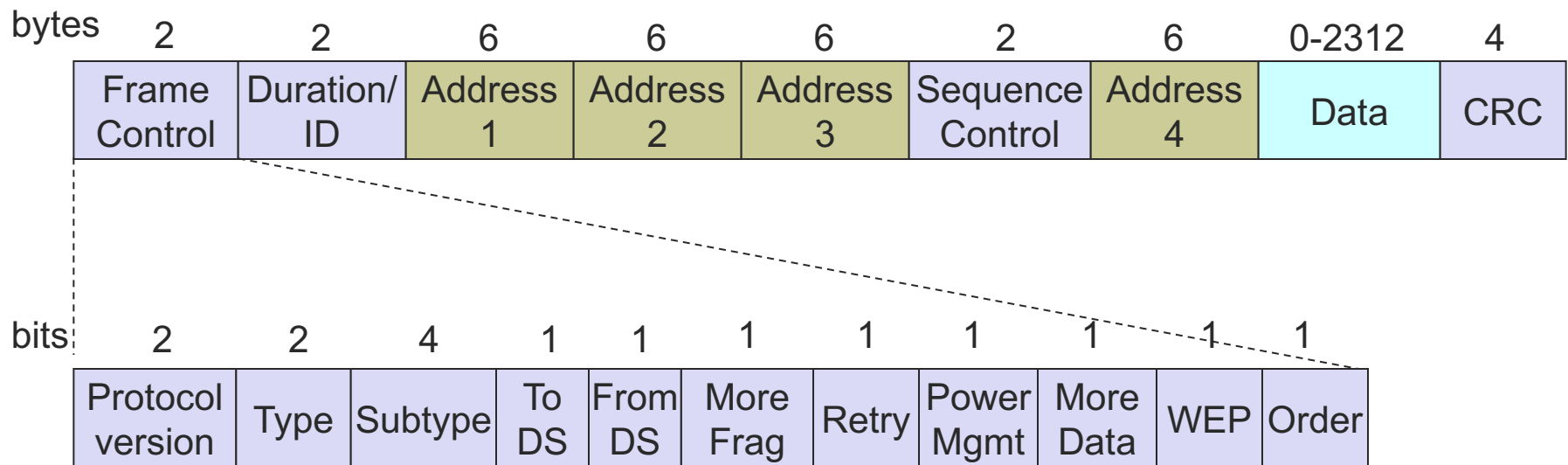
- receiver, transmitter (physical), BSS identifier, sender (logical)

■ Miscellaneous

- sending time, checksum, frame control, data

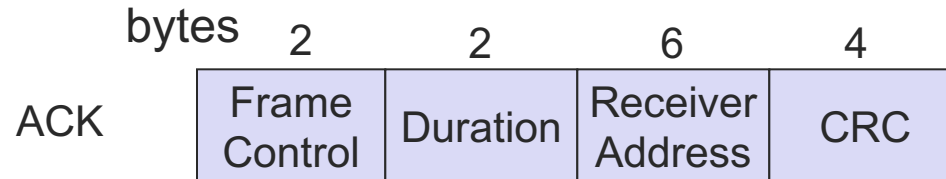


IEEE 802.11 Data Frame Format

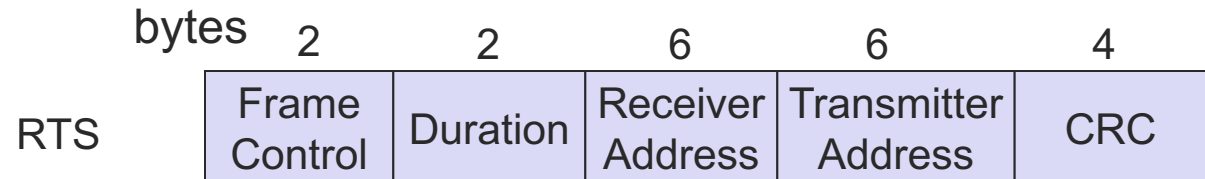


IEEE 802.11 Control Frame Format

- Acknowledgement



- Request To Send



- Clear To Send

