



# Wireless Media Access Protocols

# Wired Communication

## ■ Pros

- Very reliable
  - For Ethernet, medium HAS TO PROVIDE a Bit Error Rate (BER) of  $10^{-12}$  (one error for every trillion bits!)
    - Insulated wires; wires placed underground and in walls
    - Error Correction Techniques
- Very high transfer rates - currently up to 100 Gbit/s
- Long distance - Up to 40km in 10-Gbit/s Ethernet

## ■ Cons

- Expensive to set up infrastructure
- Infrastructure is fixed once set up
- No physical mobility



# Wireless Communication

## ■ Pros

- Allows mobility
- Much cheaper and easier to deploy, change, and upgrade!

## ■ Cons

- Exposed (unshielded) medium
  - Susceptible to physical phenomena (interference)
  - Variable BER – Error correction may not suffice in all cases
- Slower data rates for wider distances
- Link layer, and higher-layers, designed for wired medium
  - E.g. TCP assumes loss = congestion
  - Difficult to “hide” underlying behavior
- Security: anyone in range hears transmission



# [ Wireless ]

- FCC oversees all wireless communication
- Licensed Bands
  - Cellular phones, 3G,4G, AM/FM radio, broadcast television, satellites, WiMax
  - Use of resources left to “owner” of band
- Unlicensed Bands
  - 802.11, Bluetooth, ZigBee, IR, WiMax
  - No license needed – free for all!
  - Restrictions to limit interference
    - Limit on transmission power
    - Spread spectrum communication

Unlicensed Bands  
900 MHz  
Industrial, Scientific  
and Medical (ISM)  
2.4 GHz  
5.4 GHz  
10 – 66 GHz

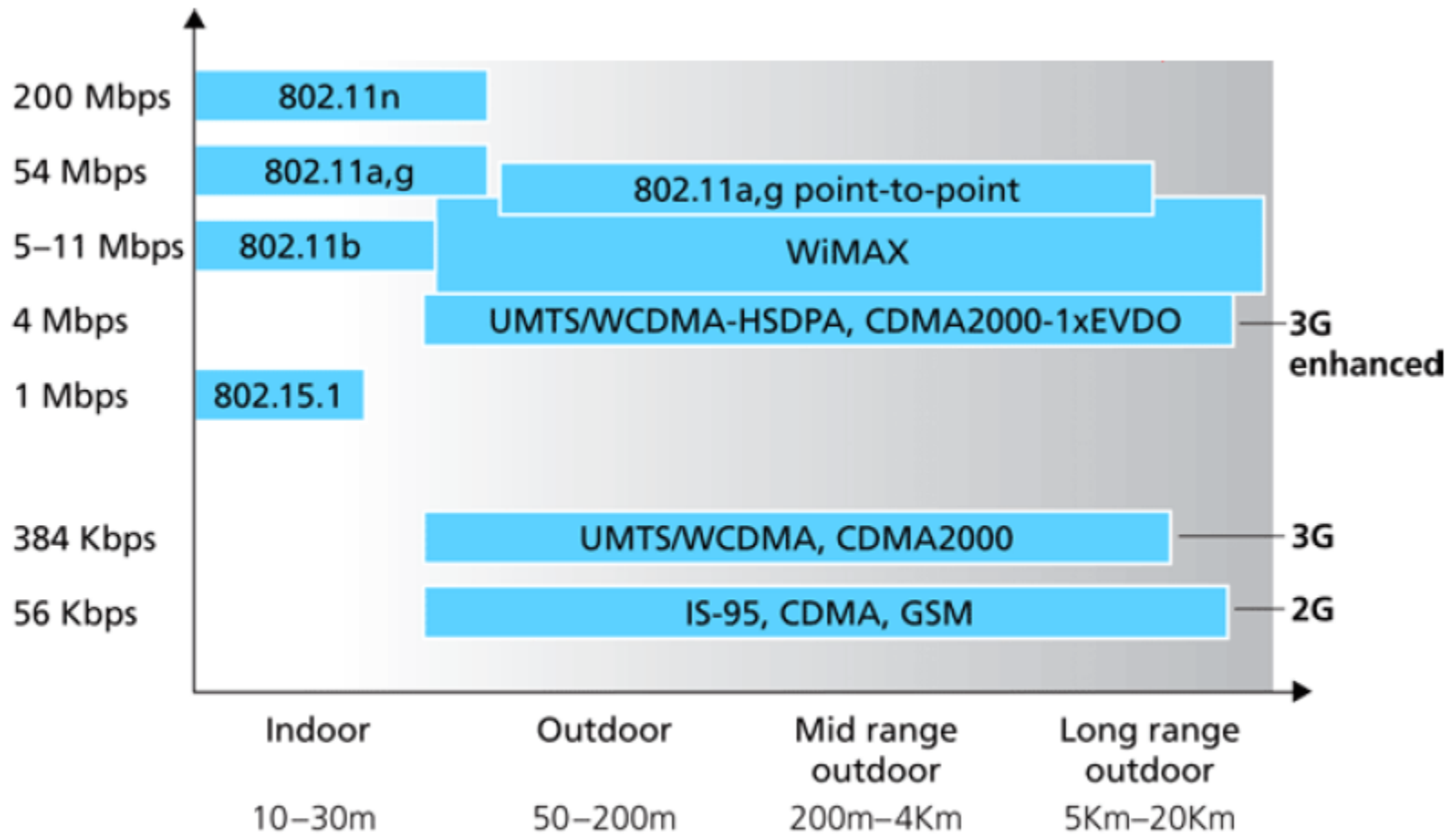


# Wireless Communication Standards (Alphabet Soup)

- Cellular (2G): GSM, CDMA, GPRS
- 3G: CDMA2000, W-CDMA, EDGE
- 4G: WiMAX, LTE
- IEEE 802.11
  - A: 5.0Ghz band, max 54Mbps
  - B: 2.4Ghz band, max 11Mbps
  - G: 2.4Ghz, max 54Mbps
  - N: 2.4/5Ghz, max 600Mbps
  - Many other versions
- IEEE 802.15 – lower power wireless
  - 802.15.1: 2.4Ghz, max 2.1 Mbps (Bluetooth)
  - 802.15.4: 2.4Ghz, max 250 Kbps (Sensor Networks)



# Wireless Link Characteristics



# Challenges of wireless

- Path loss
  - Signal attenuation as a function of distance
  - Signal-to-noise ratio (SNR—Signal Power/Noise Power) decreases, make signal unrecoverable
- Multipath propagation
  - Signal reflects off surfaces, effectively causing self-interference
- Internal interference (from other users)
  - Hosts within range of each other collide with one another's transmission
- External interference
  - Microwave is turned on and blocks your signal



# [ Spread Spectrum ]

- Direct Sequence Spread Spectrum
  - Spread the signal over a wider frequency band than required
  - Originally designed to thwart jamming
  - Original 802.11 uses 83 MHz in 2.4 GHz band
- Frequency-Hopped Spread Spectrum
  - Uses 80 1MHz sub-bands in 2.4 GHz band
  - Transmit over a random sequence of frequencies



# [ Spread Spectrum ]

- Direct Sequence Spread Spectrum
  - Orthogonal Frequency
  - Orthogonal Code
- Frequency Hopping
  - Used in military
  - Transmits over a range of frequencies
- Frequency hopping had many inventors
  - 1942: actress Hedy Lamarr and composer George Antheil patented Secret Communications System
  - Piano-roll to change between 88 frequencies, and was intended to make radio-guided torpedoes harder for enemies to detect or to jam
  - The patent was rediscovered in the 1950s during patent searches when private companies independently developed Code Division Multiple Access, a civilian form of spread-spectrum



# Direct Sequence Spread Spectrum

## ■ Spread Spectrum

- For each bit, send XOR of that bit and n random bits
- Random sequence is known to both sender and receiver
- Called n-bit chipping code (802.11 uses 11bit code)



Data stream:  
1010



Random sequence:  
0100101101011001



XOR of the two:  
1011101110101001



# Communication Characteristics

- Rate
  - Defines the communication speeds
- Frequency
  - Defines the behavior in the physical environment
- Range
  - Defines the physical communication area
- Power
  - Defines the cost in terms of energy



# Communication Characteristics

## ■ Rate

- Defines the communication speeds
- Channel Bandwidth
  - Defined by the specifications of the technology
- Available Bandwidth
  - Defined by the current use of the communication channel
    - Channel competition – MAC layer
    - Bandwidth competition – Transport layer



# [ Communication Characteristics ]

- Frequency/signal characteristics
  - Defines the behavior in the physical environment
    - Does the signal go through walls?
    - Is the signal susceptible to multipath fading?
  - Challenge
    - Many technologies use the same frequency



# [ Communication Characteristics ]

- Range
  - Defines the physical communication area
  - May be affected by buildings, walls, people
  - May be affected by distance



# [ Communication Characteristics ]

- Power

- Defines the cost in terms of energy
- Power can be adapted to save energy
  - Inversely affects range



# Communication Characteristics

- Rate

- Defines the communication speed

- Frequency

- Defines the behavior in the physical environment

- Range

- Defines the physical communication area

- Power

- Defines the ... in terms of energy

Everything is inter-related!



# Current Wireless Technologies

- IEEE 802.11
  - Wireless LAN (WLAN)
  - MAC layer based on Ethernet
    - Originally called “wireless Ethernet”

	Max Rate	Frequency	Range	Energy
Pre-802.11	2 Mbps	900 Mhz	100 m	100 mW
IEEE 802.11b	11 Mbps	2.4 GHz	35/150 m	100 mW
IEEE 802.11g	54 Mbps	2.4 GHz	35/150 m	100 mW
IEEE 802.11a	54 Mbps	5 GHz	10 /120 m	100 mW
IEEE 802.11n	600 Mbps	2.4/5 GHz	70 /250 m	100 mW



# IEEE 802.11 - Physical Layer

- IEEE 802.11 b
  - Direct Sequence Spread Spectrum
    - Uses 83 MHz in 2.4 GHz band
    - Spread the signal over a wider frequency band than required
    - Originally designed to prevent jamming
  - 3 orthogonal channels
- IEEE 802.11 g
  - Frequency-Hopped Spread Spectrum
    - Uses 80 1MHz sub-bands in 2.4 GHz band
    - Transmit over a random sequence of frequencies
      - Hop 10 times a second
    - Originally designed to avoid snooping
  - 3 orthogonal channels



# IEEE 802.11 - Physical Layer

- IEEE 802.11 a
  - Orthogonal Frequency Division Multiplexing (OFDM)
  - 13 orthogonal channels
- IEEE 802.11 n
  - Works on both 802.11a and 802.11g spectrum
  - MIMO – Multi-input, Multi-output antenna
    - Up to 4 antenna



# IEEE 802.11 - Physical Layer

- Channel Rate vs. Signal strength
  - All versions of IEEE 802.11 can reduce the rate to increase the signal strength
    - IEEE 802.11 b 1, 2, 5.5, 11 Mbps
    - IEEE 802.11 a, g 6, 9, 12, 18, 24, 36, 48, or 54 Mbps
  - Increased range → lower signal → lower rate



# IEEE 802.11 Extensions

- IEEE 802.11e
  - Enhancements: QoS, including packet bursting
- IEEE 802.11i
  - Enhanced security
- IEEE 802.11p
  - WAVE - Wireless Access for the Vehicular Environment
- IEEE 802.11s
  - ESS Mesh Networking
- IEEE 802.11u
  - Interworking with non-802 networks (for example, cellular)
- IEEE 802.11 ac
  - Provides high throughput in the 5 GHz band
  - Wider RF bandwidth, more streams (up to 8), and high-density modulation (up to 256 QAM)



# Current Wireless Technologies

- Bluetooth – IEEE 802.15.1
  - Originally designed as a cable replacement technology
  - Master/Slave configuration
  - Bluetooth Low Energy (BLE) for low power discovery

	Max Rate	Frequency	Range	Energy
Bluetooth	3 Mbps	2.4 GHz	100 m	100 mW
			10 m	2.5 mW
			1 m	1 mW



# [ BlueTooth ]

- Physical Layer
  - Frequency-Hopped Spread Spectrum
    - Uses 79 1MHz sub-bands in 2.4 GHz band
    - Transmit over a random sequence of frequencies
      - Hop 1600 times a second
    - 5 orthogonal sub-hopping sets
- MAC Layer
  - Slotted
    - Managed by the master
    - Single slot packet
      - Max data rate of 172Kbps
    - Multislot frames
      - Support higher rates of 721Kbps



# Current Wireless Technologies

- ZigBee – IEEE 802.15.4
  - Low power, short range
    - Sensor networks
    - Personal area networks

	Max Rate	Frequency	Range	Energy
ZigBee (IEEE 802.15.4)	250 kbps	2.4 GHz	10 - 100 m	1 mW
	40 Kbps	915 MHz	10 - 100 m	1 mW
	20 Kbps	868 MHz	10 - 100 m	1 mW



# [ ZigBee ]

- Physical Layer
  - Direct Sequence Spread Spectrum
    - 2.4 GHz – 16 orthogonal channels
    - 915 MHz – 10 orthogonal channels
    - 868 MHz – 1 channel
- MAC Layer
  - CSMA/CA
  - Battery Life Extension (BLE) mode
    - Limit the back-off exponent to max 2



# Current Wireless Technologies

- InfraRed
  - Directional

	Max Rate	Frequency	Range	Energy
InfraRed – IrDA	9600 bps – 16 Mbps		< 1 m	Low



# Current Wireless Technologies

- RFID
  - Passive technology
  - Used for inventory control

	Max Rate	Frequency	Range	Energy
RFID – Near Field			< 10 cm	Self-powered
RFID – Far Field			< 3 m	Self-powered



# [ RFID ]

- RFID Basics
  - Reader powers the “tag”
  - Antenna “captures” the energy for a response
  - Simple MAC
    - All tags respond
  - Contention-based MAC
    - Use ALOHA or Tree-splitting algorithm to avoid collisions
- Near field
  - Magnetic induction
    - Range < 10 cm
- Far field
  - Electromagnetic wave capture
    - Range < 3 m



# Current Wireless Technologies

- WiMAX – IEEE 802.16
  - Wireless Metropolitan Area Networks (WMAN)
  - May require line-of sight (LOS)

	Max Rate	Frequency	Range	Energy
WiMAX –LOS	70 Mbps	10-66 GHz	50 km	Very high
WiMAX Non-LOS	~14 Mbps	2-11 GHz	~10 km	Very high




# Current Wireless Technologies

- WiMAX – IEEE 802.16
  - Transmissions to/from base station by hosts with omnidirectional antenna
  - Base station-to-base station backhaul with point-to-point antenna

	Max Rate	Frequency	Range	Energy
WiMAX –LOS	70 Mbps	10-66 GHz	50 km	Very high
WiMAX Non-LOS	~14 Mbps	2-11 GHz	~10 km	Very high

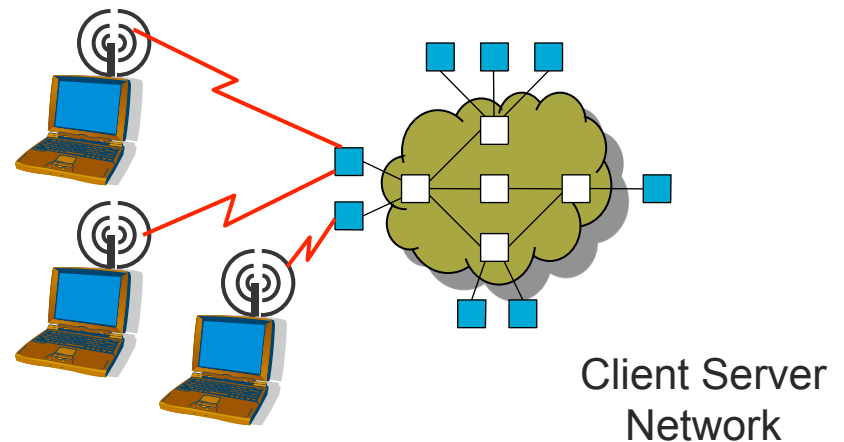
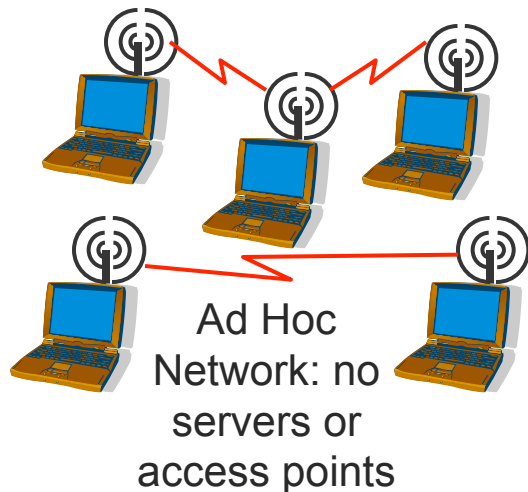




# Media Access Control Protocols

# Medium Access Control

- IEEE 802.11
  - A physical and multiple access layer standard for wireless local area networks (WLAN)

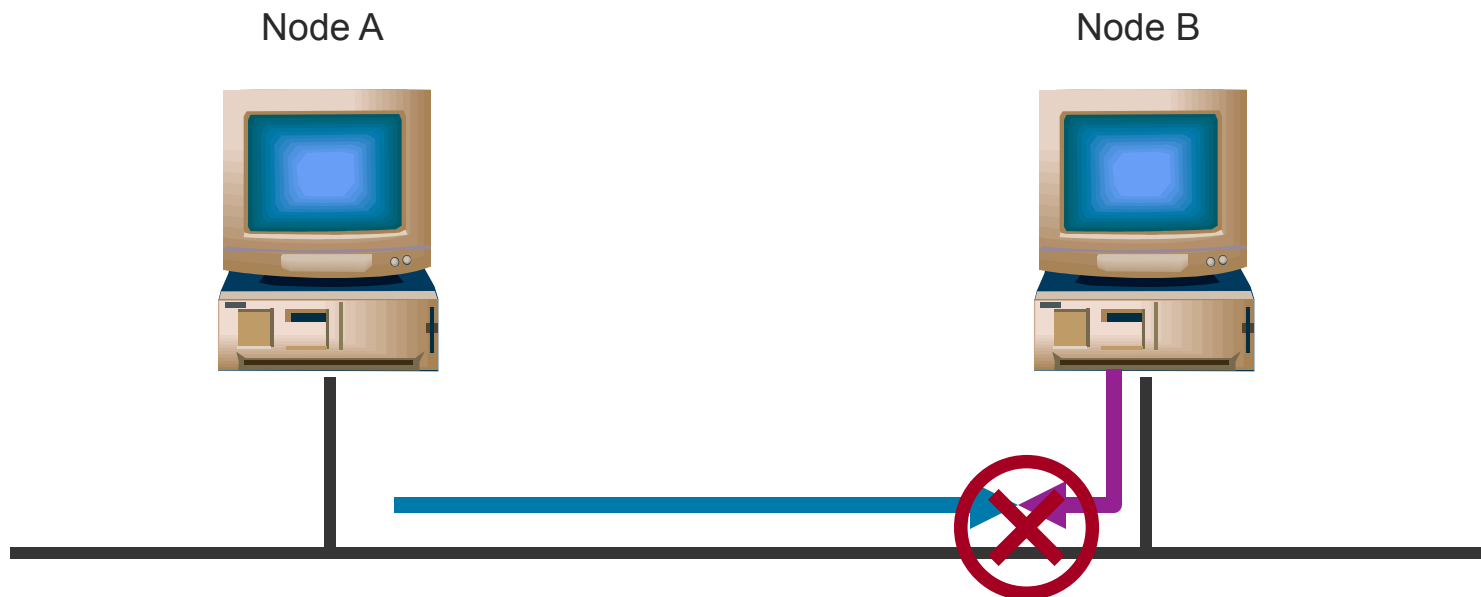


# [ Medium Access Control ]

- Wireless channel is a shared medium
- Need access control mechanism to avoid interference
- Why not CSMA/CD?



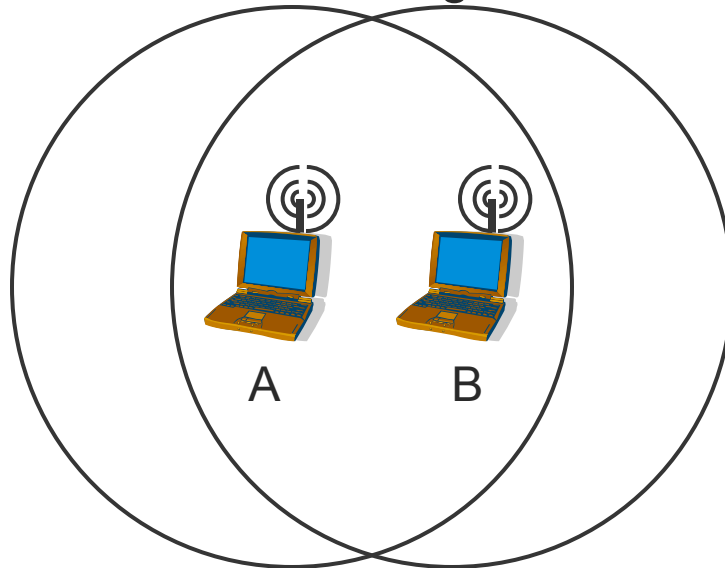
# Ethernet MAC Algorithm



- Listen for carrier sense before transmitting
- Collision: What you hear is not what you sent!

# [ CSMA/CD in WLANs? ]

- Most (if not all) radios are half-duplex
  - Listening while transmitting is not possible
- Collision might not occur at sender
  - Collision at receiver might not be detected by sender!



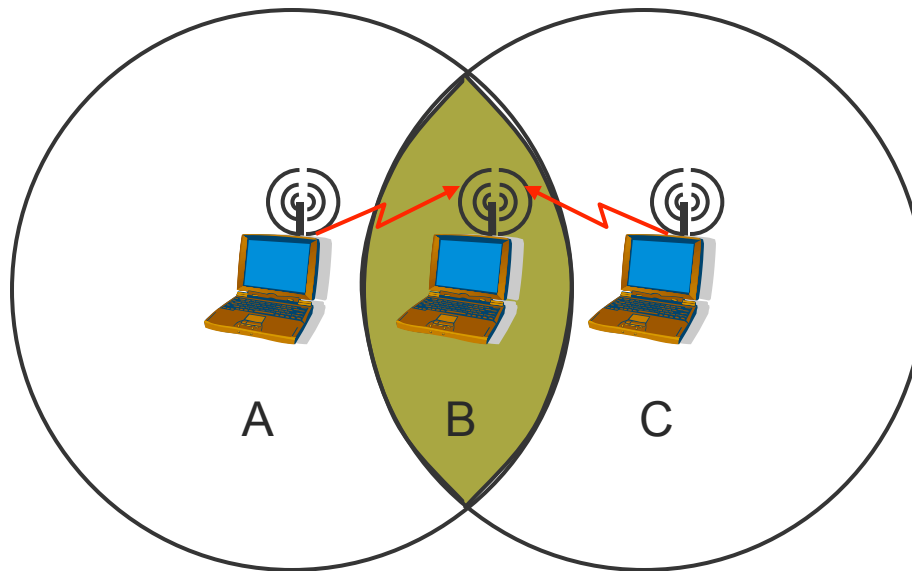
# Wireless Ethernet - CSMA/CA

- CS – Carrier Sense
  - Nodes can distinguish between an idle and a busy link
- MA - Multiple Access
  - A set of nodes send and receive frames over a shared link
- CA – Collision **Avoidance**
  - Nodes use protocol to prevent collisions from occurring



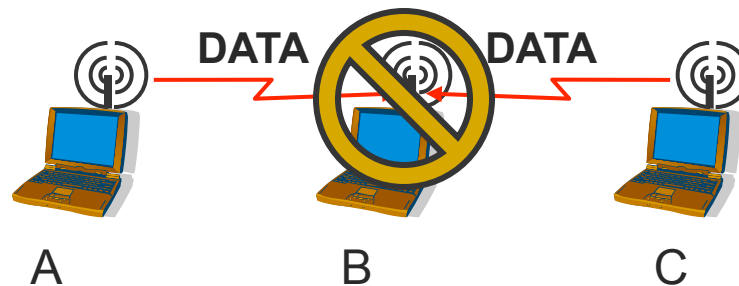
# IEEE 802.11 MAC Layer Standard

- Similar to Ethernet
- But consider the following:



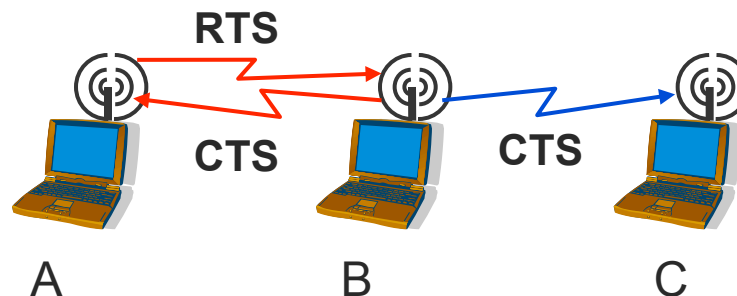
# Hidden Terminal Problem

- Node B can communicate with both A and C
- A and C cannot hear each other
- When A transmits to B, C cannot detect the transmission using the carrier sense mechanism
- If C transmits, collision will occur at node B



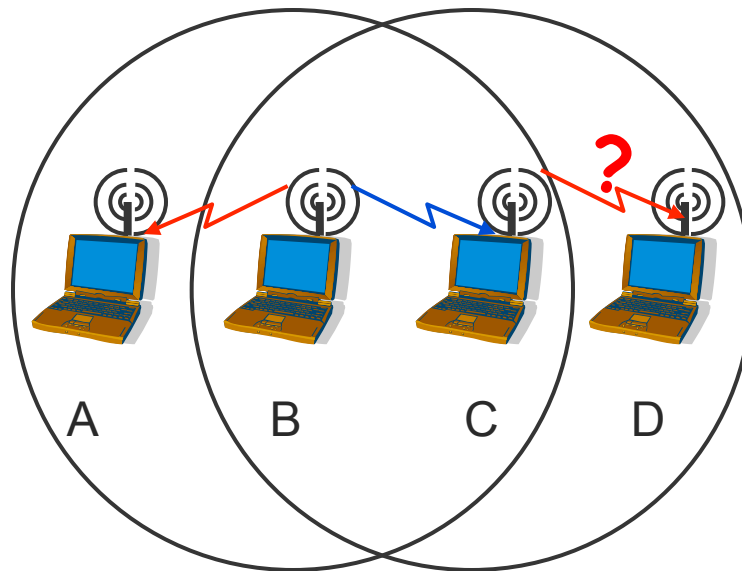
# MACA Solution for Hidden Terminal Problem

- When node A wants to send a packet to node B
  - Node A first sends a Request-to-Send (RTS) to B
- On receiving RTS
  - Node B responds by sending Clear-to-Send (CTS) to A
  - provided node B is able to receive the packet
- When a node C overhears a CTS, it keeps quiet for the duration of the transfer



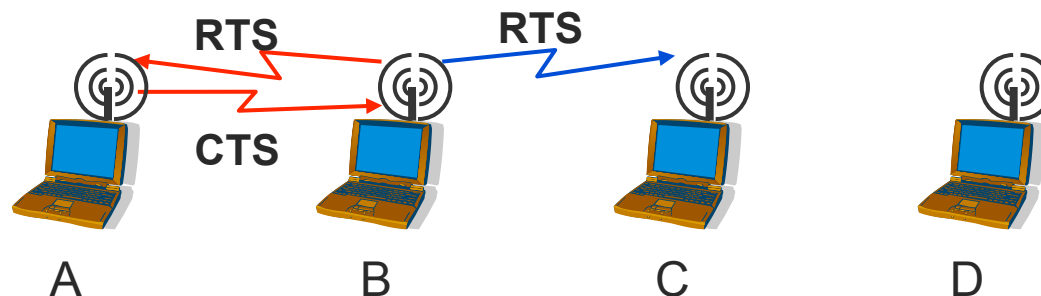
# IEEE 802.11 MAC Layer Standard

- But we still have a problem



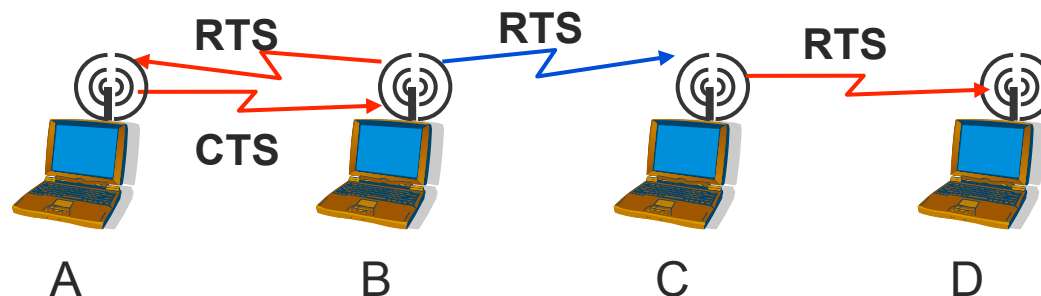
# Exposed Terminal Problem

- B talks to A
- C wants to talk to D
- C senses channel and finds it to be busy
- C stays quiet (when it could have ideally transmitted)



# MACA Solution for Exposed Terminal Problem

- Sender transmits Request to Send (RTS)
- Receiver replies with Clear to Send (CTS)
- Neighbors
  - See CTS - Stay quiet
  - See RTS, but no CTS - OK to transmit



# IEEE 802.11 MAC Layer Standard

- MACAW – Multiple Access with Collision Avoidance for Wireless
  - Sender transmits Request to Send (RTS)
  - Receiver replies with Clear to Send (CTS)
  - Neighbors
    - See CTS
      - Stay quiet
    - See RTS, but no CTS
      - OK to transmit
  - Receiver sends ACK for frame
    - Neighbors stay silent until they hear ACK



# [ Collisions ]

- Still possible
  - RTS packets can collide!
- Binary exponential backoff
  - Backoff counter doubles after every collision and reset to minimum value after successful transmission
  - Performed by stations that experience RTS collisions
- RTS collisions not as bad as data collisions in CSMA
  - Since RTS packets are typically much smaller than DATA packets



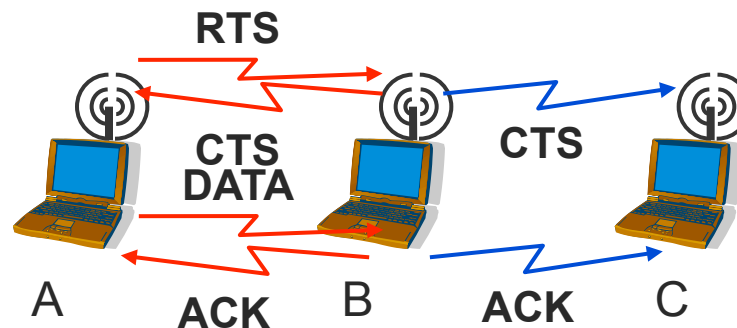
# [ Reliability ]

- Wireless links are prone to errors
  - High packet loss rate detrimental to transport-layer performance
- Mechanisms needed to reduce packet loss rate experienced by upper layers



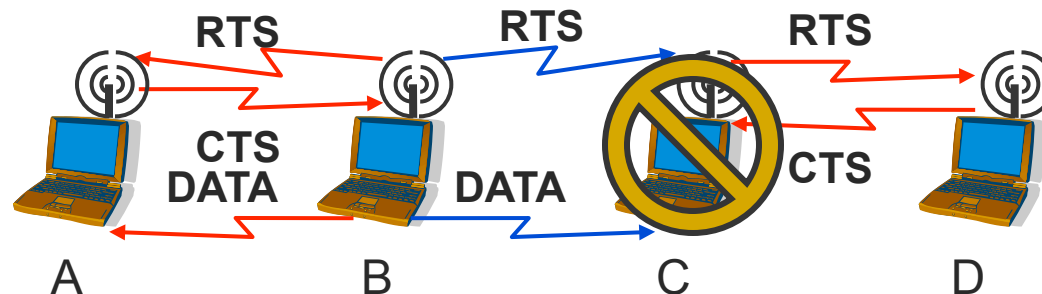
# A Simple Solution to Improve Reliability - MACAW

- When node B receives a data packet from node A, node B sends an Acknowledgement (ACK)
- If node A fails to receive an ACK
  - Retransmit the packet



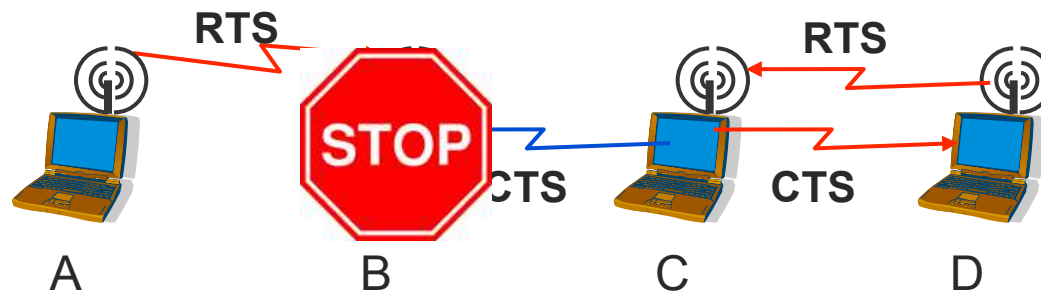
# Revisiting the Exposed Terminal Problem

- Problem
  - Exposed terminal solution doesn't consider CTS at node C
- With RTS-CTS, C doesn't wait since it doesn't hear A's CTS
  - With B transmitting DATA, C can't hear intended receiver's CTS
  - C trying RTS while B is transmitting is useless



# Deafness

- For the scenario below
  - Node A sends an RTS to B
    - While node C is receiving from D,
  - Node B cannot reply with a CTS
    - B knows that D is sending to C
    - A keeps retransmitting RTS and increasing its own BO timeout



# [ Broadcast/Multicast ]

- Problem

- Basic RTS-CTS only works for unicast transmissions

- For multicast

- RTS would get CTS from each intended receiver
- Likely to cause (many) collisions back at sender



# [ Multicast - MACAW ]

- Sort-of solution
  - Don't use CTS for multicast data
- Receivers recognize multicast destination in RTS
  - Don't return CTS
  - Sender follows RTS immediately by DATA
  - After RTS, all receivers defer for long enough for DATA
- Helps, but doesn't fully solve problem
  - Like normal CSMA, only those in range of sender will defer
  - Others in range of receiver will not defer



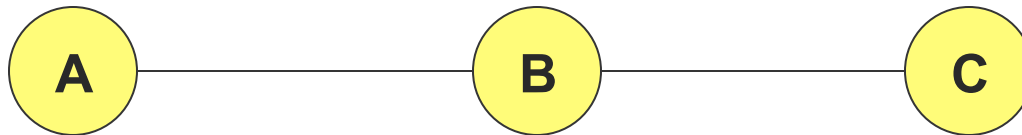
# IEEE 802.11 Wireless MAC

- Distributed and centralized MAC components
  - Distributed Coordination Function (DCF)
  - Point Coordination Function (PCF)
- DCF suitable for multi-hop ad hoc networking
- DCF is a Carrier Sense Multiple Access/ Collision Avoidance (CSMA/CA) protocol



# IEEE 802.11 DCF

- Uses RTS-CTS exchange to avoid hidden terminal problem
  - Any node overhearing a CTS cannot transmit for the duration of the transfer
- Uses ACK to achieve reliability
- Any node receiving the RTS cannot transmit for the duration of the transfer
  - To prevent collision with ACK when it arrives at the sender
  - When B is sending data to C, node A keeps quite



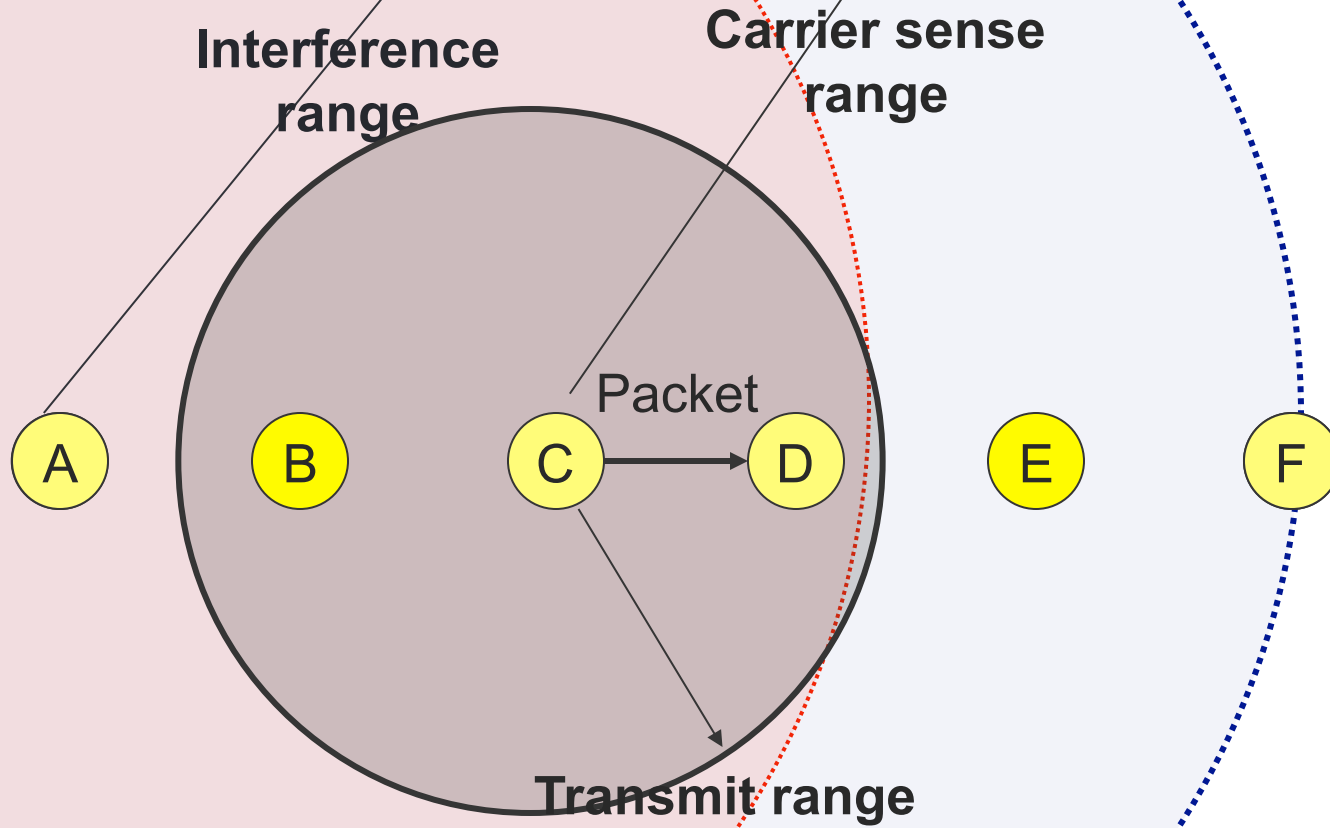
# IEEE 802.11 CSMA/CA

- Nodes stay silent when carrier sensed
  - Physical carrier sense
  - Virtual carrier sense
    - Network Allocation Vector (NAV)
    - NAV is updated based on overheard RTS/CTS/DATA/ACK packets, each of which specified duration of a pending transmission
- Backoff intervals used to reduce collision probability

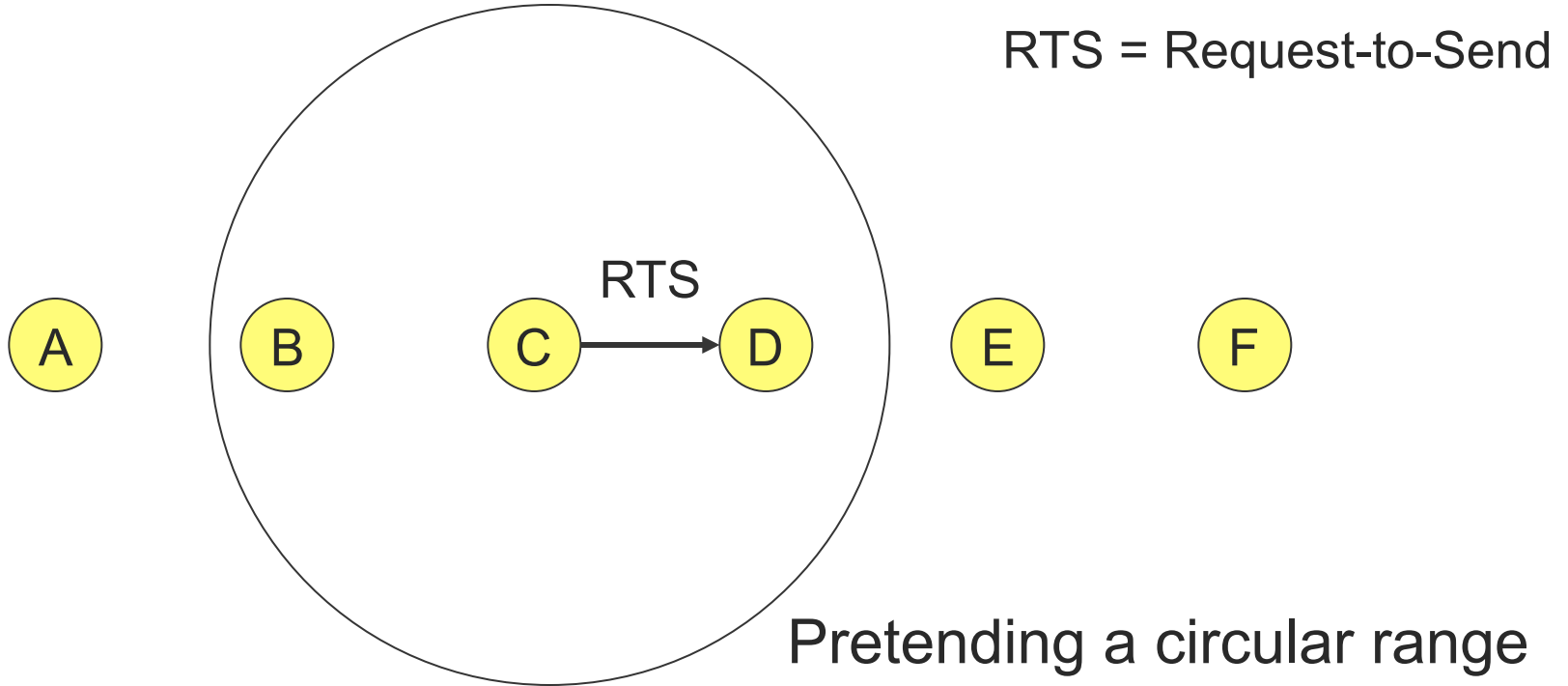


# IEEE 802.11 Physical Carrier

## Sense



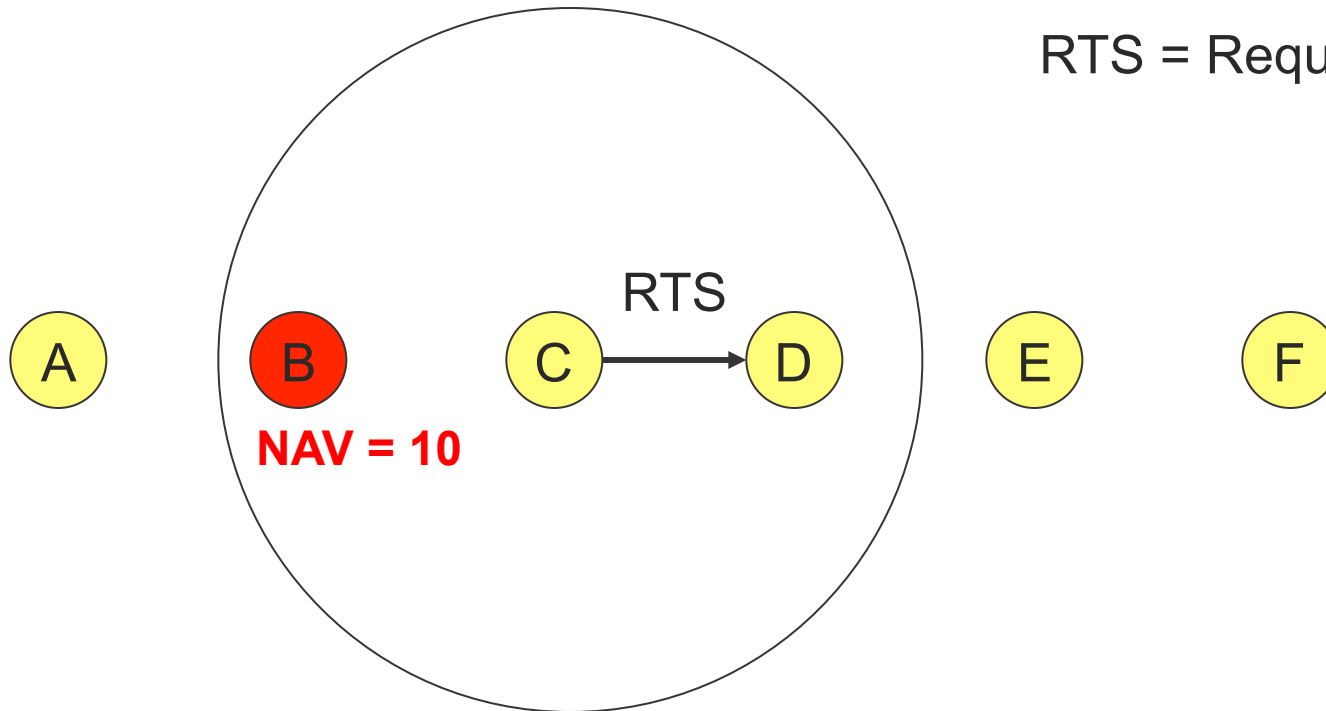
# IEEE 802.11 Virtual Carrier Sense



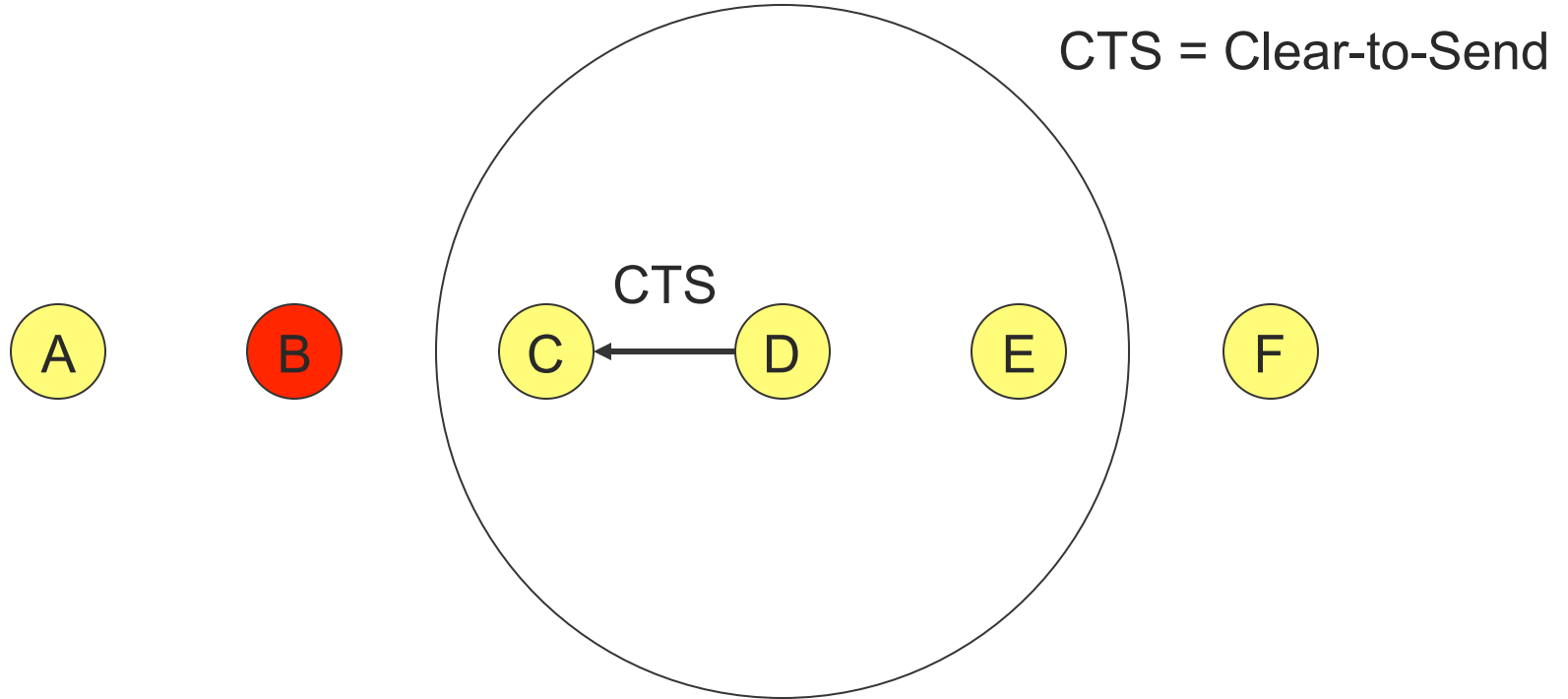
# IEEE 802.11 Virtual Carrier Sense

**NAV** = remaining duration to keep quiet

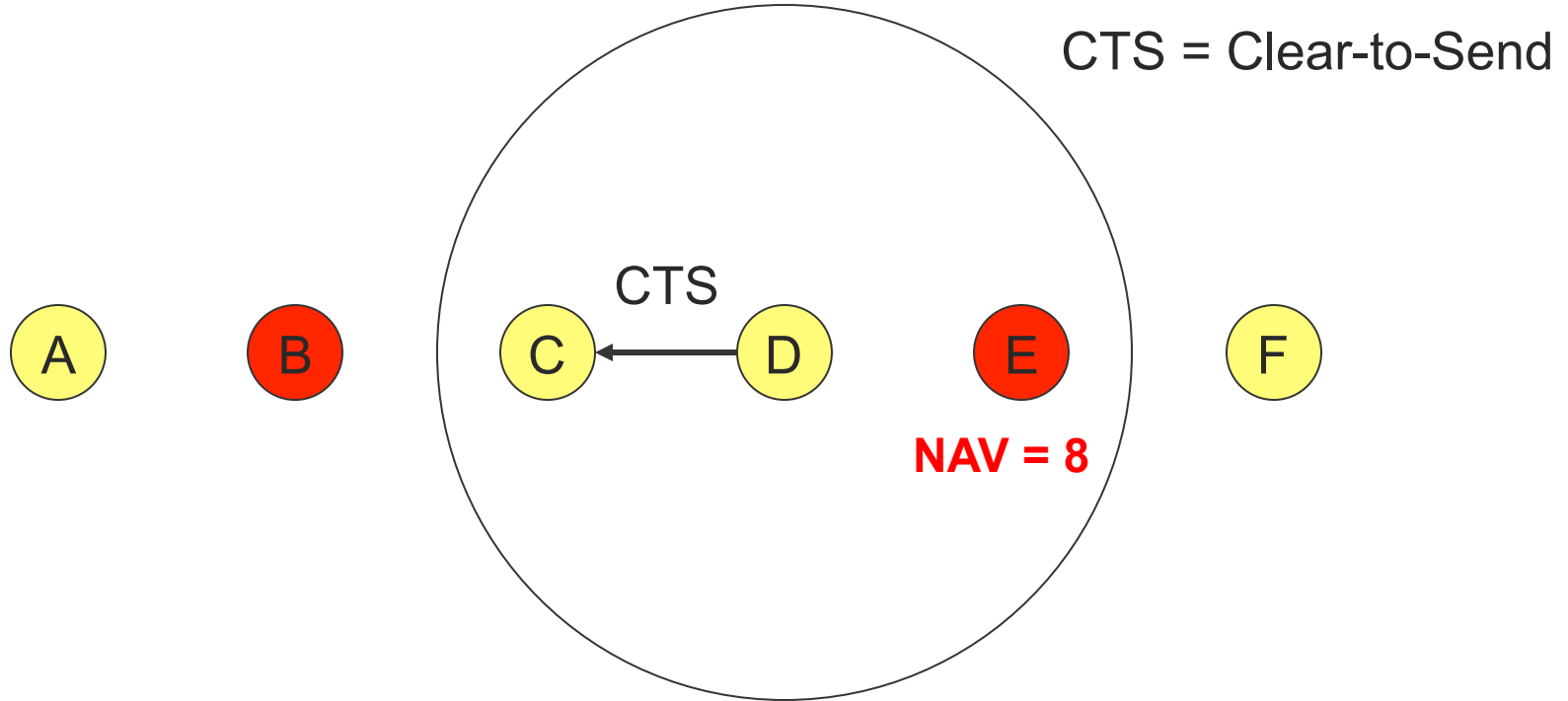
RTS = Request-to-Send



# IEEE 802.11 Virtual Carrier Sense

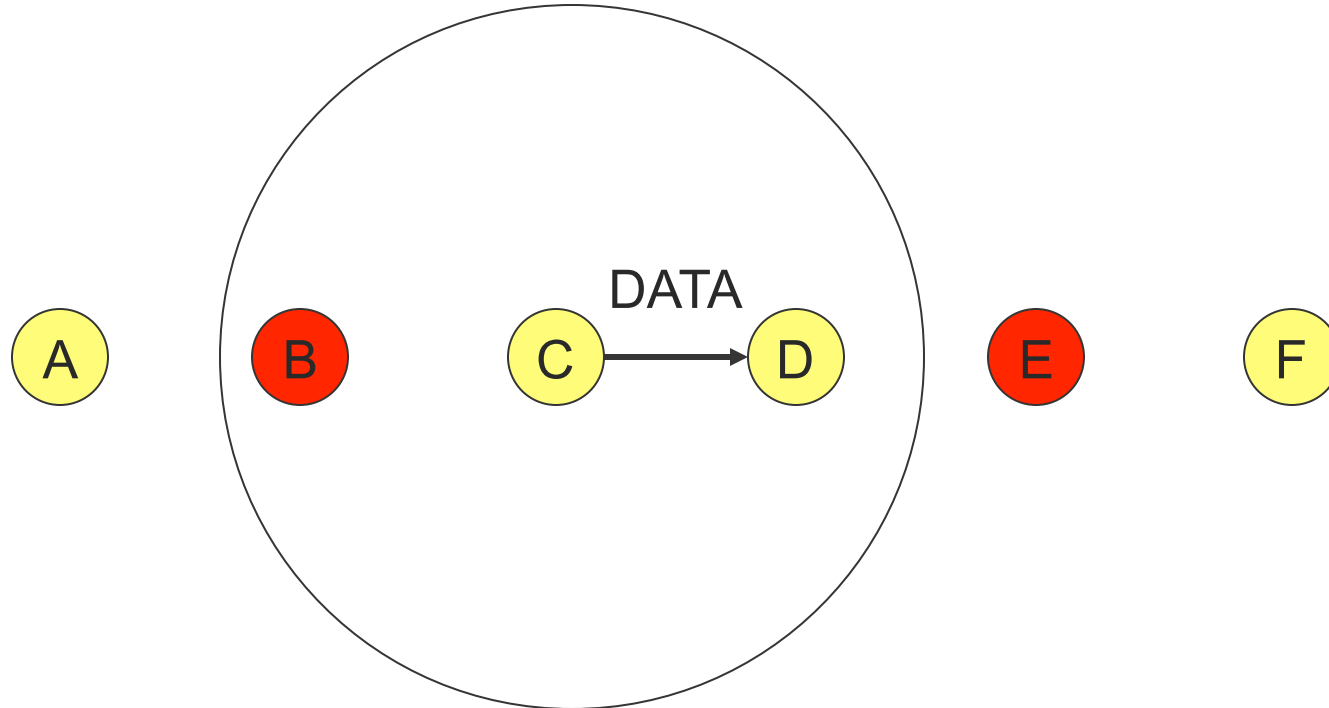


# IEEE 802.11 Virtual Carrier Sense



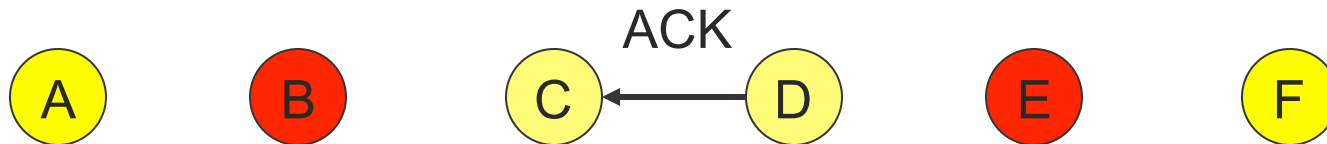
# IEEE 802.11 Virtual Carrier Sense

- DATA packet follows CTS

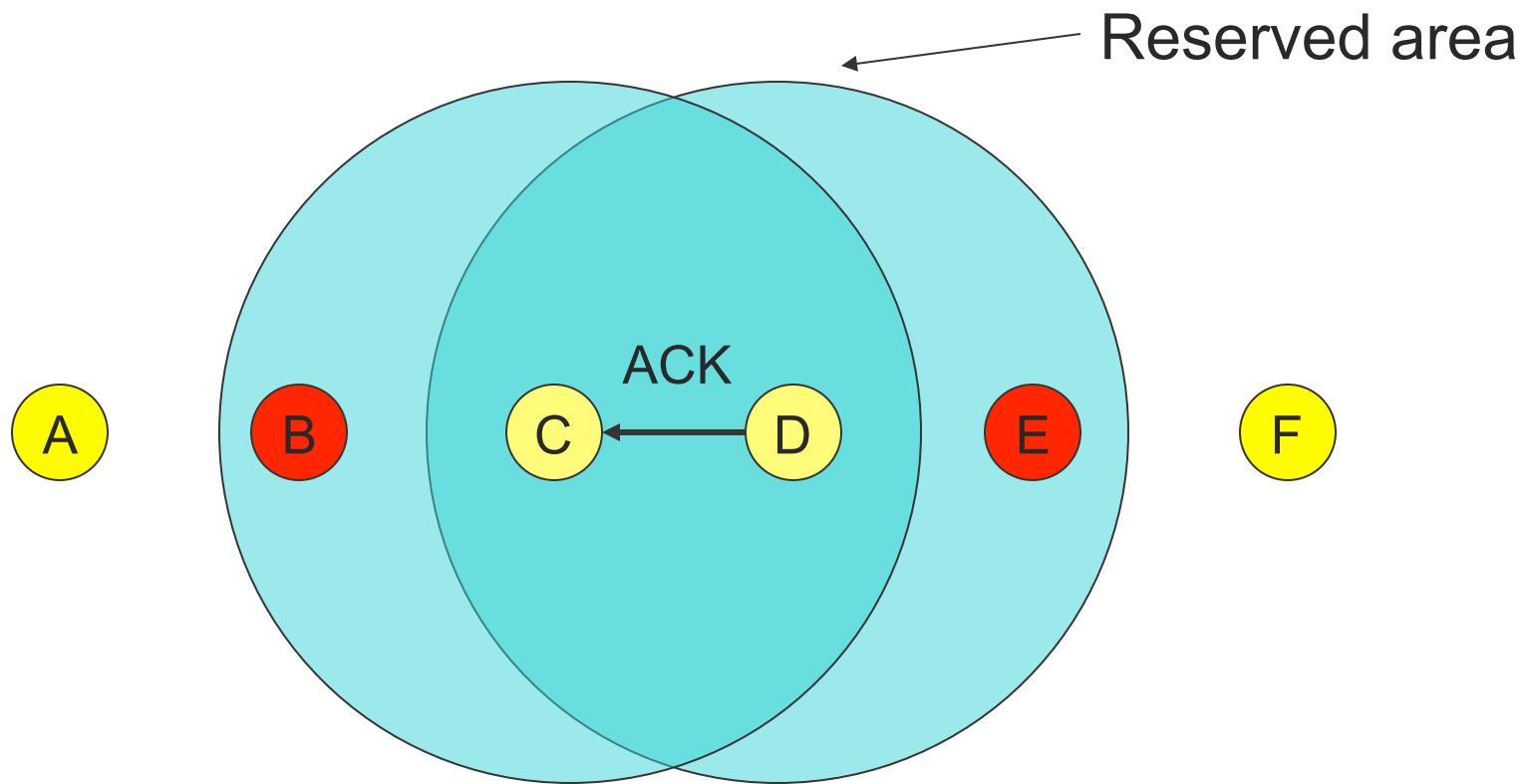


# IEEE 802.11 Virtual Carrier Sense

- Successful data reception acknowledged using ACK



# [ IEEE 802.11 ]



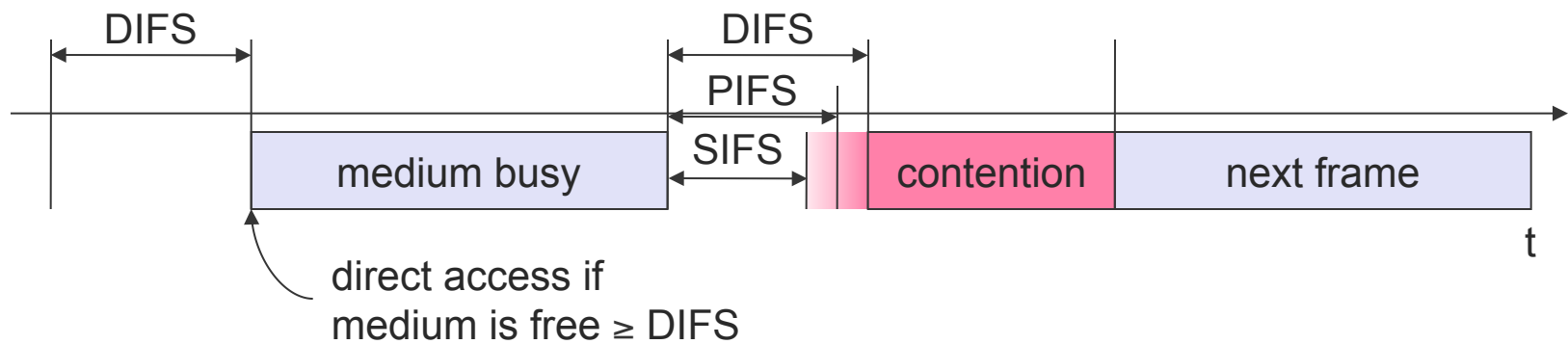
# [ Ethernet vs. IEEE 802.11 ]

- If carrier is sensed
  - Send immediately
  - Send maximum of 1500B data (1527B total)
  - Wait 9.6  $\mu$ s before sending again
- If carrier is sensed
  - When should a node transmit?



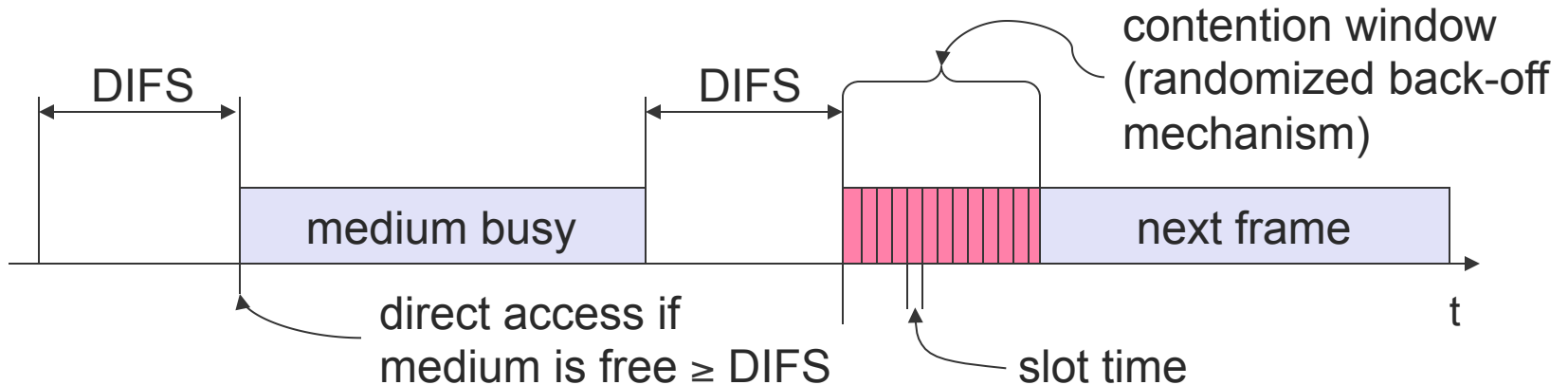
# [ Interframe Spacing ]

- Interframe spacing
  - Plays a large role in coordinating access to the transmission medium
- Varying interframe spacings
  - Creates different priority levels for different types of traffic!
- 802.11 uses 4 different interframe spacings



# IEEE 802.11 - CSMA/CA

- Sensing the medium
- If free for an Inter-Frame Space (IFS)
  - Station can start sending (IFS depends on service type)
- If busy
  - Station waits for a free IFS, then waits a random back-off time (collision avoidance, multiple of slot-time)
- If another station transmits during back-off time
  - The back-off timer stops (fairness)



# [Types of IFS]

## ■ SIFS

- Short interframe space
- Used for highest priority transmissions
- RTS/CTS frames and ACKs

## ■ DIFS

- DCF interframe space
- Minimum idle time for contention-based services ( $>$  SIFS)



# [Types of IFS]

## ■ PIFS

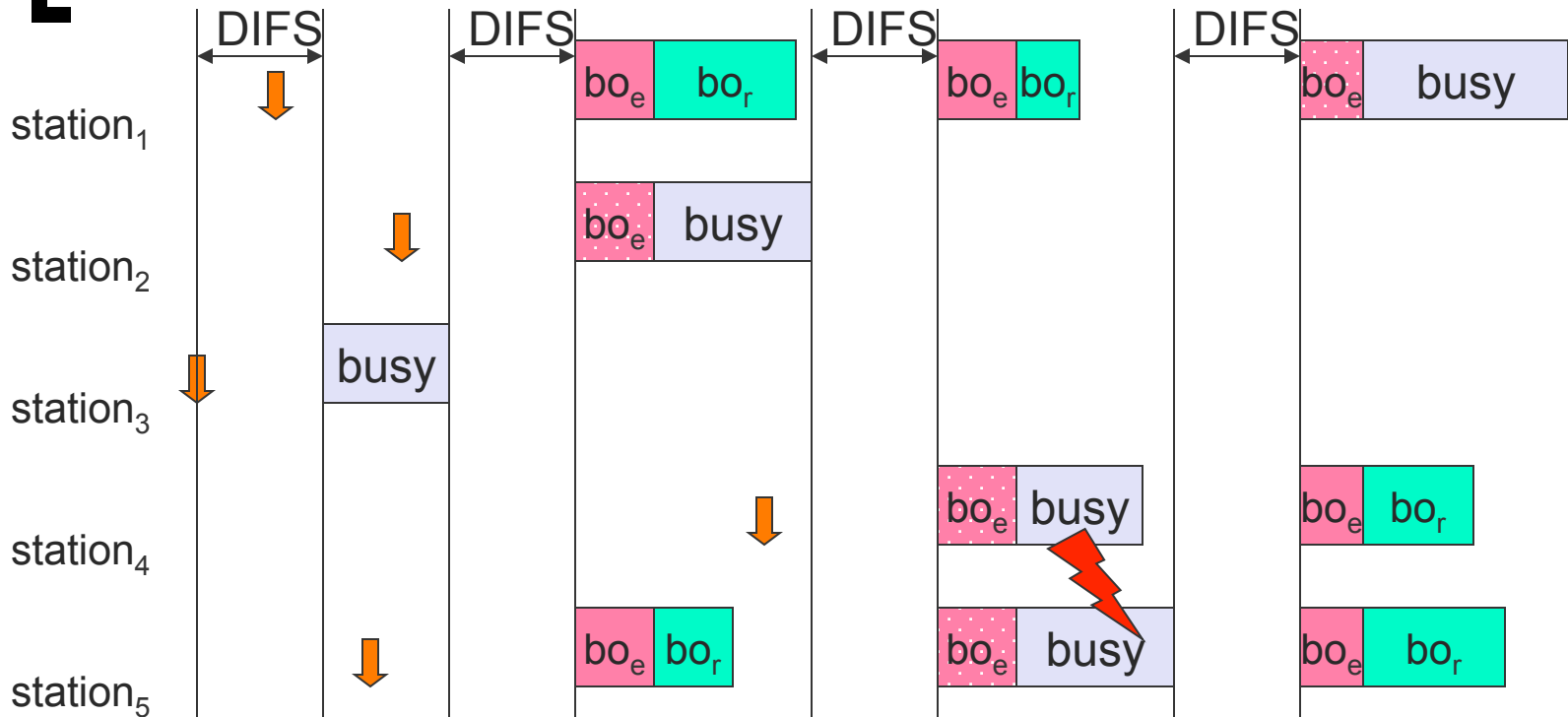
- PCF interframe space
- Minimum idle time for contention-free service ( $>$ SIFS,  $<$ DIFS)

## ■ EIFS

- Extended interframe space
- Used when there is an error in transmission



# IEEE 802.11 - Competing Stations



busy

medium not idle (frame, ack etc.)

$bo_e$

elapsed backoff time



packet arrival at MAC

$bo_r$

residual backoff time

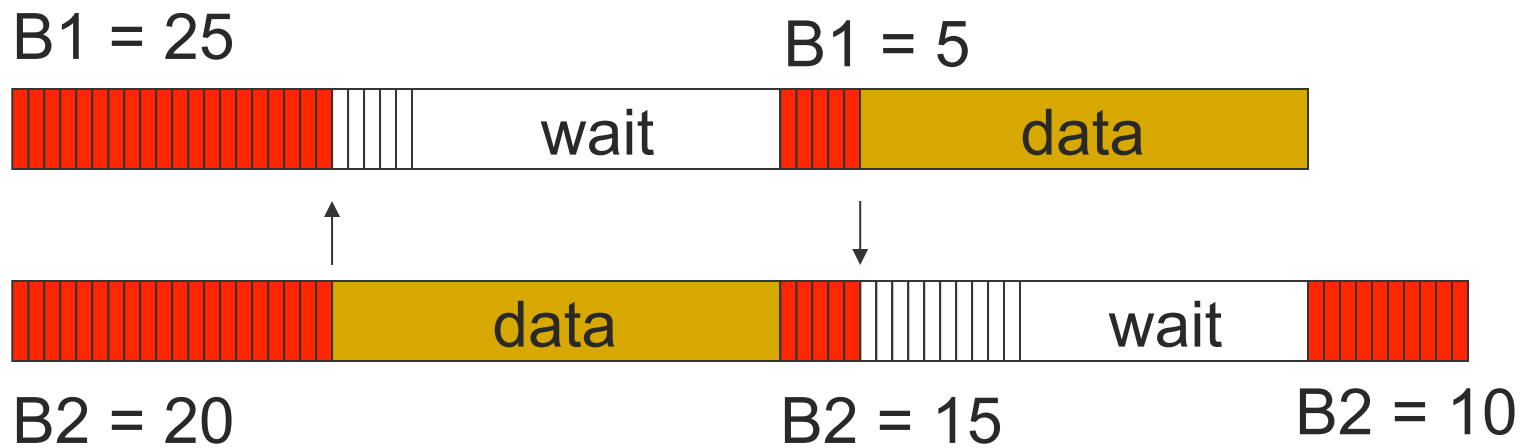


# [ Backoff Interval ]

- When transmitting a packet, choose a backoff interval in the range  $[0, CW]$ 
  - CW is contention window
- Count down the backoff interval when medium is idle
  - Count-down is suspended if medium becomes busy
- When backoff interval reaches 0, transmit RTS



# [ DCF Example ]



CW = 31

B1 and B2 are backoff intervals  
at nodes 1 and 2



# [ Backoff Interval ]

- The time spent counting down backoff intervals is a part of MAC overhead
- Large CW
  - Large backoff intervals
  - Can result in larger overhead
- Small CW
  - Larger number of collisions (when two nodes count down to 0 simultaneously)



# [ Backoff Interval ]

- The number of nodes attempting to transmit simultaneously may change with time
  - Some mechanism to manage contention is needed
- IEEE 802.11 DCF
  - Contention window CW is chosen dynamically depending on collision occurrence



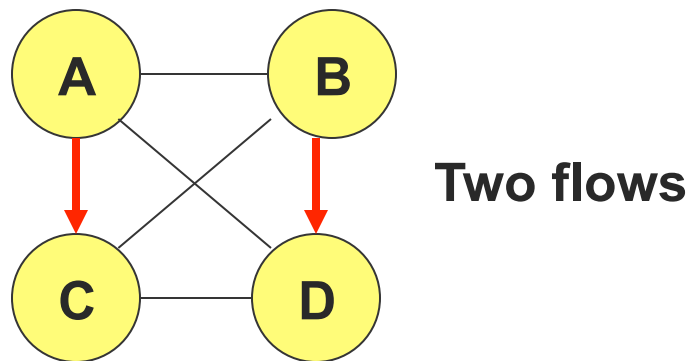
# Binary Exponential Backoff in DCF

- When a node fails to receive CTS in response to its RTS, it increases the contention window
  - cw is doubled (up to an upper bound)
- When a node successfully completes a data transfer, it restores cw to  $CW_{\min}$ 
  - cw follows a sawtooth curve



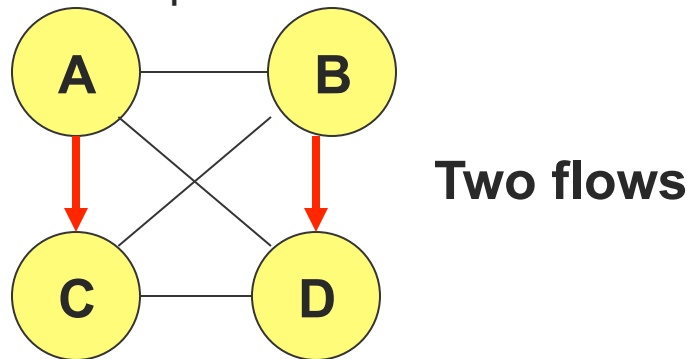
# Fairness Issue

- Many definitions of fairness plausible
- Simplest definition
  - All nodes should receive equal bandwidth



# [ Fairness Issue ]

- Assume that initially, A and B both choose a backoff interval in range  $[0,31]$  but their RTSs collide
- Nodes A and B then choose from range  $[0,63]$ 
  - Node A chooses 4 slots and B choose 60 slots
  - After A transmits a packet, it next chooses from range  $[0,31]$
  - It is possible that A may transmit several packets before B transmits its first packet



# [ Fairness Issue ]

- Unfairness occurs when one node has backed off much more than some other node
- MACAW Solution
  - When a node transmits a packet
    - Append the cw value to the packet
    - all nodes hearing that CW value use it for their future transmission attempts



# IEEE 802.11 Amendments

- IEEE 802.11-1997:
  - Originally 1 Mbit/s and 2 Mbit/s
  - 2.4 GHz RF and infrared (IR)
- IEEE 802.11a:
  - 54 Mbit/s, 5 GHz standard (2001)
- IEEE 802.11b:
  - Enhancements to support 5.5 and 11 Mbit/s (1999)
- IEEE 802.11c:
  - Bridge operation procedures;
  - Included in the IEEE 802.1D standard (2001)
- IEEE 802.11d:
  - International (country-to-country) roaming extensions (2001)
- IEEE 802.11e:
  - Enhancements: QoS, including packet bursting (2005)
- IEEE 802.11g:
  - 54 Mbit/s, 2.4 GHz standard (backwards compatible with b) (2003)
- IEEE 802.11h:
  - Spectrum Managed 802.11a (5 GHz) for European compatibility (2004)
- IEEE 802.11i:
  - Enhanced security (2004)
- IEEE 802.11j:
  - Extensions for Japan (2004)
- IEEE 802.11-2007:
  - Updated standard including a, b, d, e, g, h, i and j. (2007)



# IEEE 802.11 Amendments

- IEEE 802.11k:
  - Radio resource measurement enhancements (2008)
- IEEE 802.11n:
  - Higher throughput improvements using MIMO (multiple input, multiple output antennas) (September 2009)
- IEEE 802.11p:
  - WAVE—Wireless Access for the Vehicular Environment (such as ambulances and passenger cars) (2010)
- IEEE 802.11r:
  - Fast BSS transition (FT) (2008)
- IEEE 802.11s:
  - Mesh Networking, Extended Service Set (ESS) (2011)
- IEEE 802.11u:
  - Improvements related to HotSpots and 3rd party authorization of clients, e.g. cellular network offload (2011)
- IEEE 802.11v:
  - Wireless network management (2011)
- IEEE 802.11w:
  - Protected Management Frames (2009)
- IEEE 802.11y:
  - 3650–3700 MHz Operation in the U.S. (2008)
- IEEE 802.11z:
  - Extensions to Direct Link Setup (DLS) (2010)



# IEEE 802.11 Amendments

- IEEE 802.11-2012:
  - New release including k, n, p, r, s, u, v, w, y and z (2012)
- IEEE 802.11aa:
  - Robust streaming of Audio Video Transport Streams (2012)
- IEEE 802.11ac:
  - Very High Throughput < 6GHz
  - Potential improvements over 802.11n: better modulation scheme (expected ~10% throughput increase), wider channels (estimate in future time 80 to 160 MHz), multi user MIMO (2012)
- IEEE 802.11ad:
  - Very High Throughput 60 GHz (~ February 2014)
  - IEEE 802.11ae:
  - Prioritization of Management Frames (2012)
- IEEE 802.11af:
  - TV Whitespace (February 2014)



# In process amendments

- IEEE 802.11ah:
  - Sub 1 GHz sensor network, smart metering. (~March 2016)
- IEEE 802.11ai:
  - Fast Initial Link Setup (~November 2015)
- IEEE 802.11aj:
  - China Millimeter Wave (~June 2016)
- IEEE 802.11aq:
  - Pre-association Discovery (~July 2016)
- IEEE 802.11ak:
  - General Links (~ May 2016)
- IEEE 802.11mc:
  - Maintenance of the standard (~ March 2016)
- IEEE 802.11ax:
  - High Efficiency WLAN (~ May 2018)
- IEEE 802.11ay:
  - Enhancements for Ultra High Throughput in and around the 60 GHz Band (~ TBD)
- IEEE 802.11az:
  - Next Generation Positioning (~ TBD)




# Other Technologies

- IEEE 802.15 Wireless PAN
- IEEE 802.15.1
  - Bluetooth certification
- IEEE 802.15.2
  - IEEE 802.15 and IEEE 802.11 coexistence
- IEEE 802.15.3
  - High-Rate wireless PAN (e.g., UWB, etc)
- IEEE 802.15.4
  - Low-Rate wireless PAN (e.g., ZigBee, WirelessHART, MiWi, etc.)
- IEEE 802.15.5
  - Mesh networking for WPAN
- IEEE 802.15.6
  - Body area network
- IEEE 802.16
  - Broadband Wireless Access (WiMAX certification)



# [ Bluetooth

- Harald Blaatand “Bluetooth” II
  - King of Denmark 940-981 AC
- Runic stones in his capital city of Jelling
  - The stone’s inscription (“runes”) says:
    - Harald Christianized the Danes
    - Harald controlled the Danes
    - Harald believes that devices shall seamlessly communicate [wirelessly]

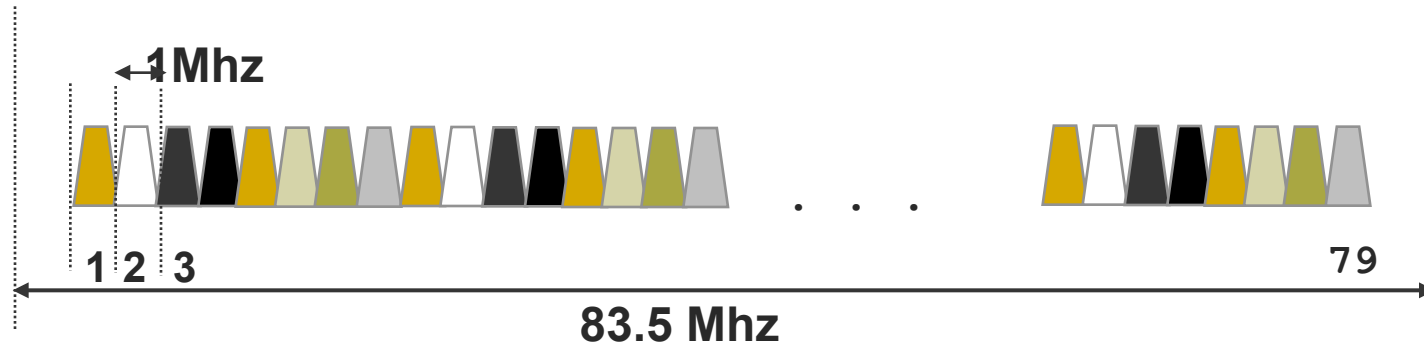


# [ Classic Bluetooth ]

- Cable replacement
  - 2.4 GHz
  - FHSS over 79 channels (of 1MHz each), 1600hops/s
  - 1Mbps
  - Coexistence of multiple piconets
  - 10 meters (extendible to 100 meters)



# Bluetooth Radio

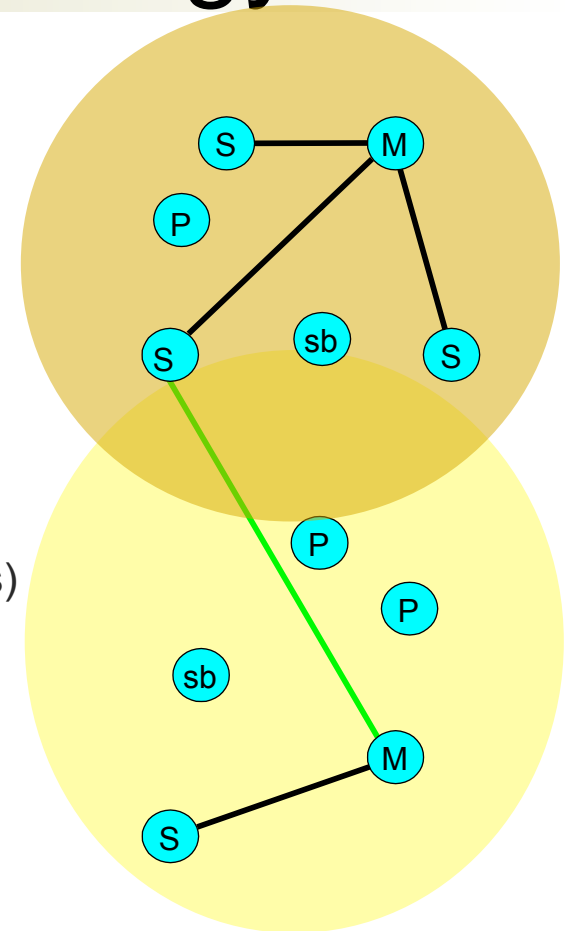


- MA scheme: Frequency hopping spread spectrum.
  - $2.402 \text{ GHz} + k \text{ MHz}$ ,  $k=0, \dots, 78$
  - 1,600 hops per second.
  - 1 Mb/s data rate.



# Bluetooth Network Topology

- Radio designation
  - Connected radios can be master or slave
  - Radios are symmetric (same radio can be master or slave)
- Piconet
  - Master can connect to 7 simultaneous or 200+ inactive (parked) slaves per piconet
  - Each piconet has maximum capacity (1 Mbps)
  - Unique hopping pattern/ID
- Scatternet
  - High capacity system
  - Minimal impact with up to 10 piconets within range
  - Radios can share piconets!



# Bluetooth – Contention-free MAC

- Master performs medium access control
  - Schedules traffic through polling.
- Time slots alternate between master and slave transmission
  - Master-slave
    - Master includes slave address.
  - Slave-master
    - Only slave chosen by master in previous master-slave slot allowed to transmit.
  - If master has data to send to a slave, slave polled implicitly; otherwise, explicit poll.

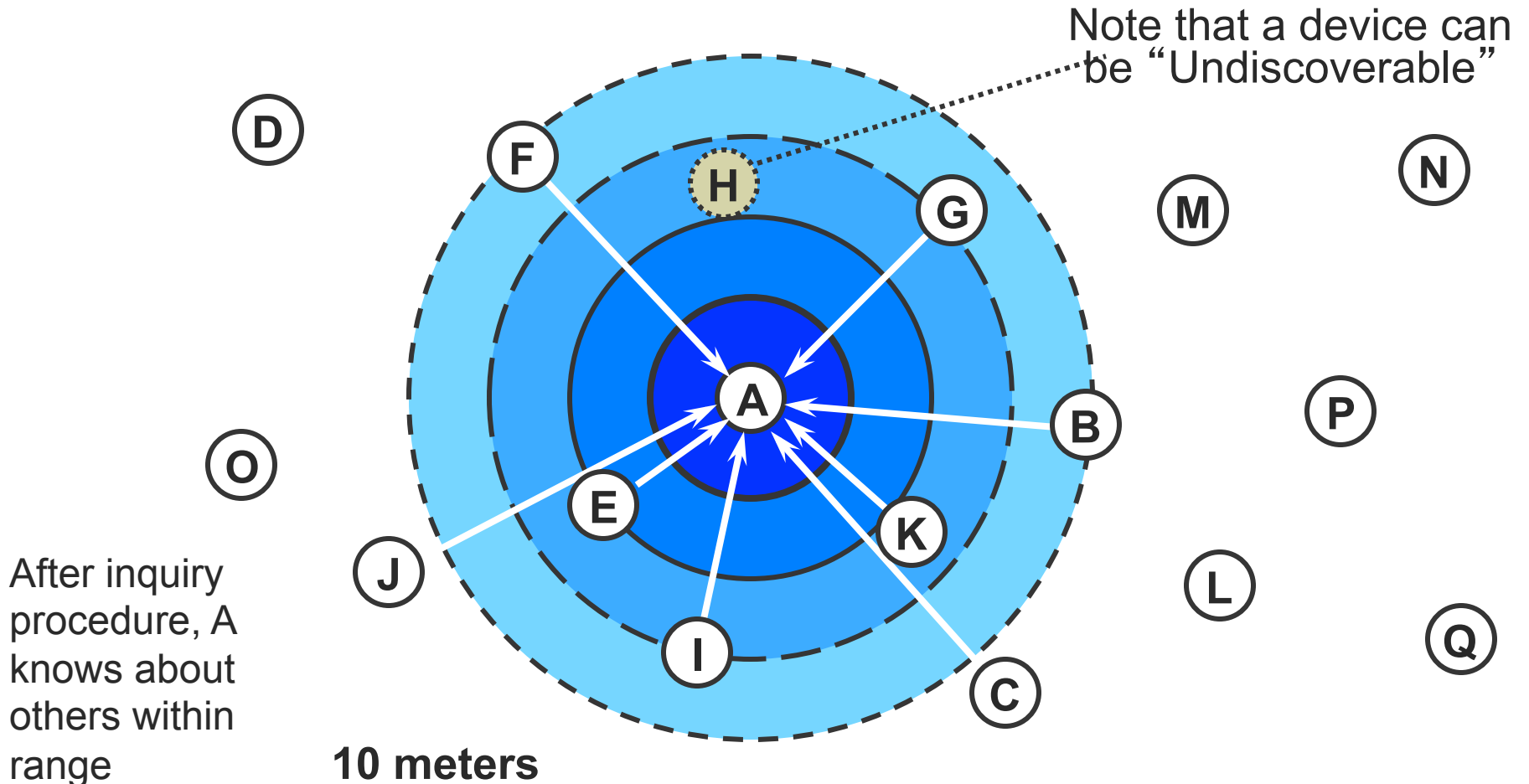


# Bluetooth Device Discovery - Inquiry

- Device discovery
  - Sends out an inquire, which is a request for nearby devices (within 10 meters)
  - Devices that allow themselves to be discoverable issue an inquiry response
  - Listeners respond with their address
  - Can take up to 10.24 seconds, after which the inquiring device should know everyone within 10 meters of itself



# Bluetooth Device Discovery - Inquiry



# [ Bluetooth Inquiry ]

## ■ Sender

- Inquiry sent on 16 different frequencies
- 16 channel train
  - about 1.28 seconds per channel
  - One full 16 channel train takes 10ms

## ■ Receiver (device in standby mode)

- Scans long enough for an inquiring device to send the inquiry on 16 frequencies
- Scan must be frequent enough to guaranteed wake up during a 16 channel train
  - Enters inquiry scan state at least once every 1.28 seconds, and stays in that state for 10ms



# [ Bluetooth Inquiry - Reliability ]

- Challenge

- Noisy channels

- Lost packets

- Train scan is repeated up to 4 times for each train (10.24 seconds)

- Designed to successfully communicate at least once with all devices within range



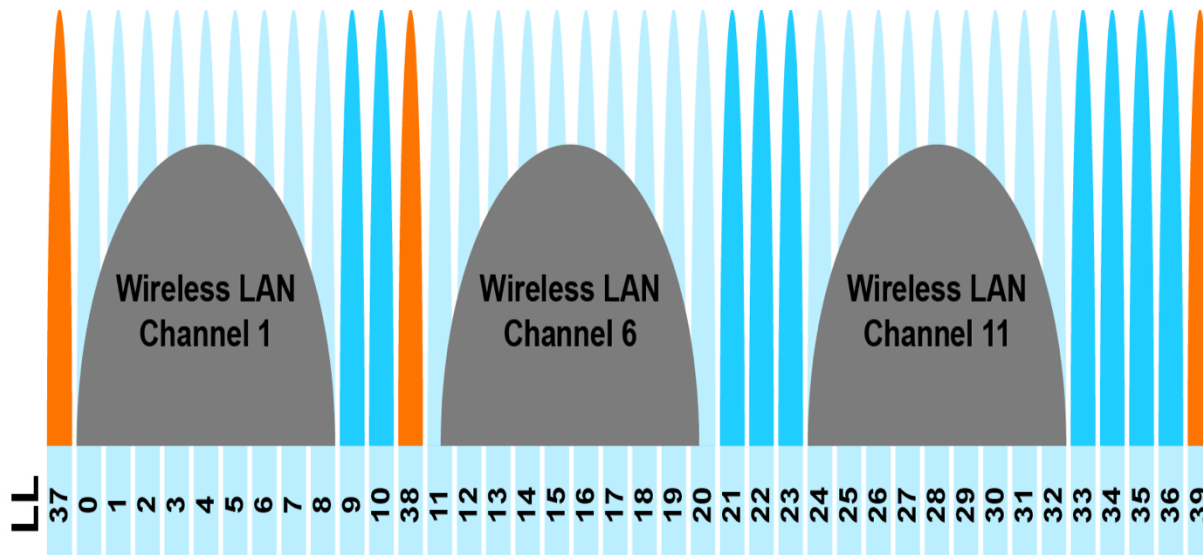
# [ BLE Highlights ]

- Shared wireless channel
  - BLE operates in the 2.4 GHz ISM band with Wi-Fi and other technologies (phones, microwave ovens ...)
- BLE = Bluetooth Low Energy
  - Improved discovery
  - Key component: Beacons
    - Tags send out advertising beacons (typ. dist 30ft)
    - Phones scan for beacons



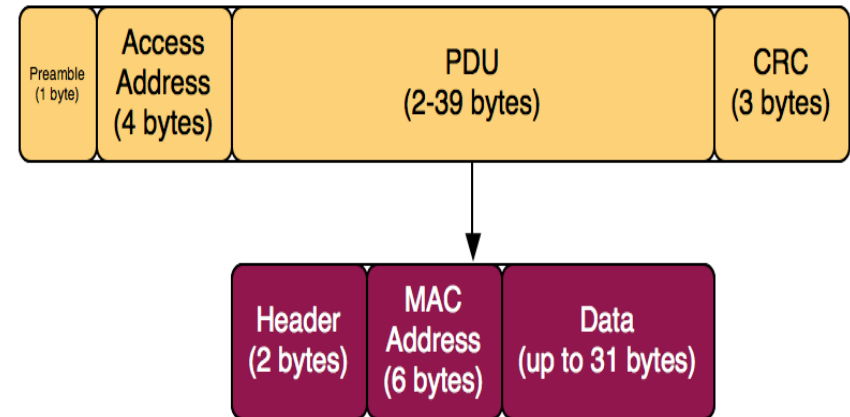
# BLE Highlights: Channel Use and Coexistence with Wi-Fi

- Separate advertising and connected channels
  - Key: Three disjoint advertising channels (37, 38, 39)
  - Positioned between Wi-Fi channels (1, 6, 11)



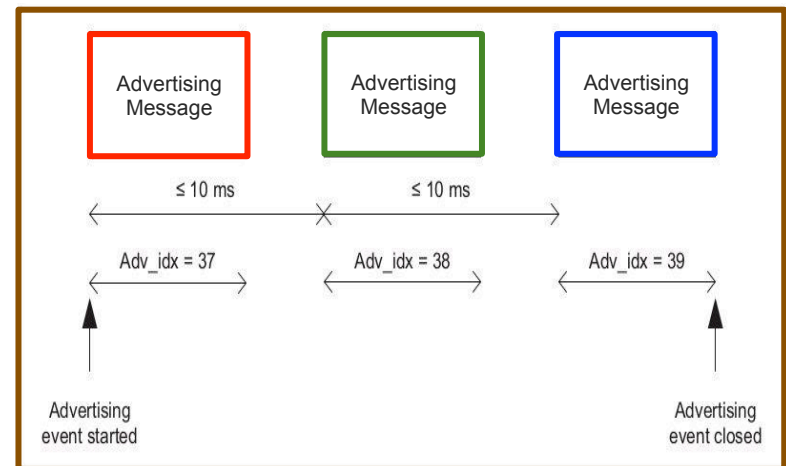
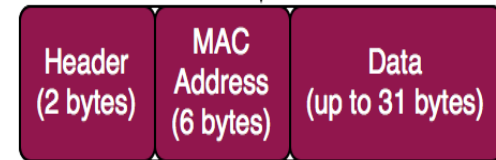
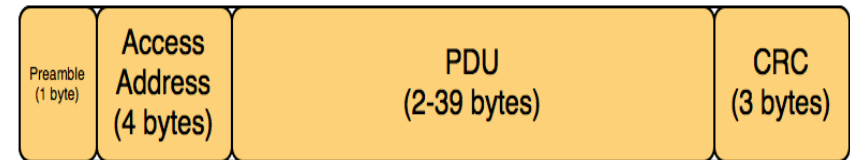
# BLE Highlights: Advertising

- Advertising Tags
- Advertising Messages
  - Header + MAC Address + up to 31 Bytes of data
    - ~200 - 400 usec per packet
  - Two types: Non-scannable, Scannable



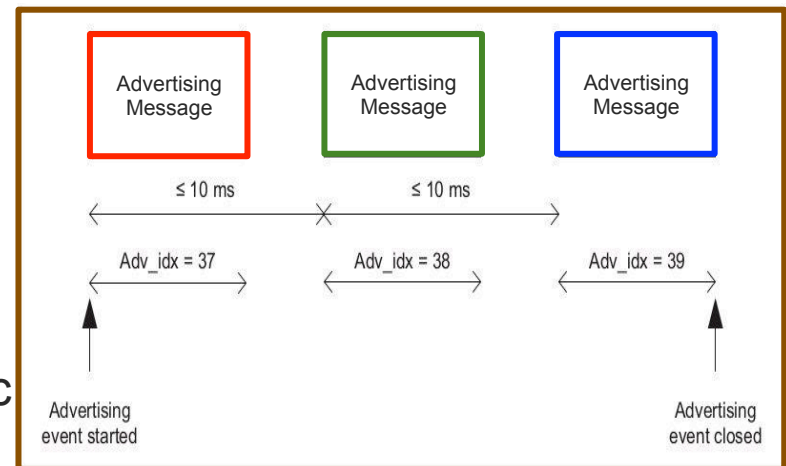
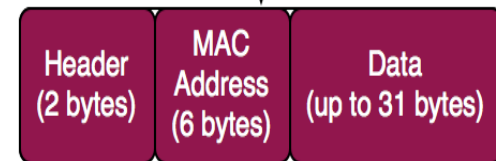
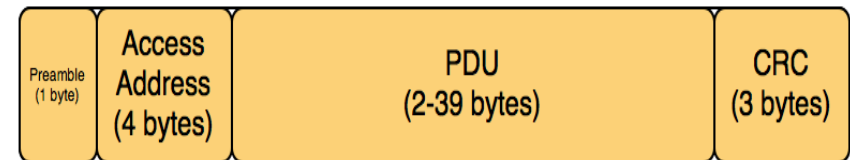
# BLE Highlights: Advertising

- Advertising Tags
- Advertising Messages
  - Header + MAC Address + up to 31 Bytes of data
    - ~200 - 400 usec per packet
  - Two types: Non-scannable, Scannable
- Advertising Event
  - One advertising message sent out on each advertising channel (37, 38, 39)



# BLE Highlights: Advertising

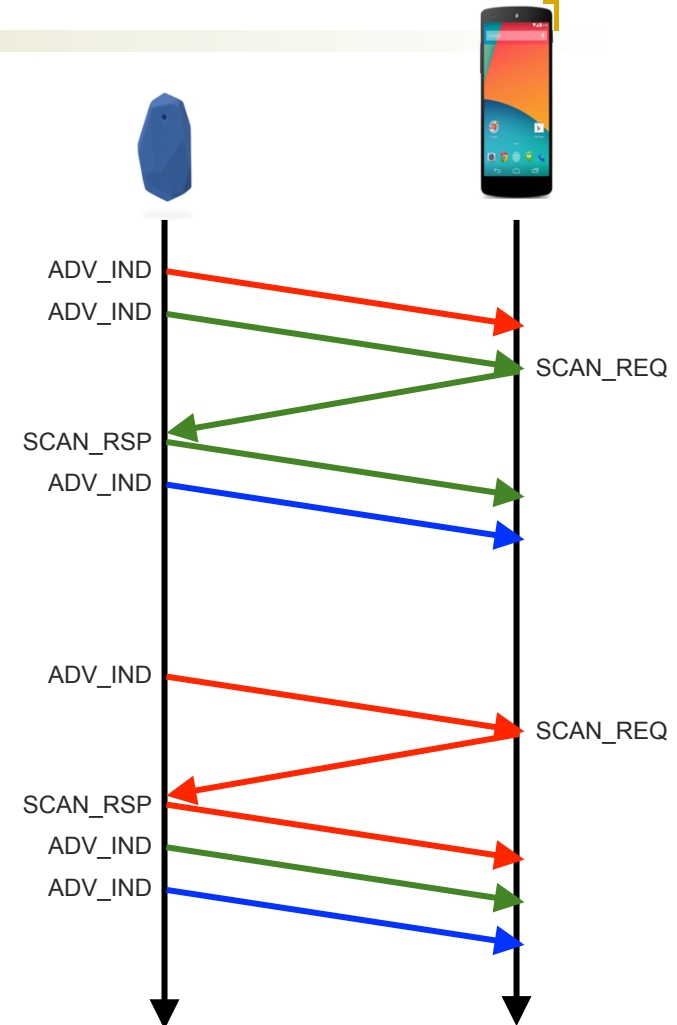
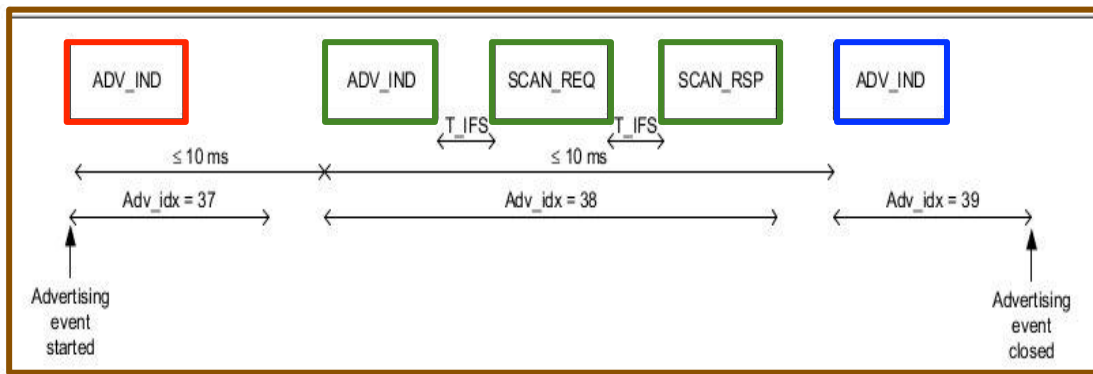
- Advertising Tags
- Advertising Messages
  - Header + MAC Address + up to 31 Bytes of data
    - ~200 - 400 usec per packet
  - Two types: Non-scannable, Scannable
- Advertising Event
  - One advertising message sent out on each advertising channel (37, 38, 39)
- Advertising Interval
  - One advertising event per advertising interval, e.g., every 1 sec or 100 msec



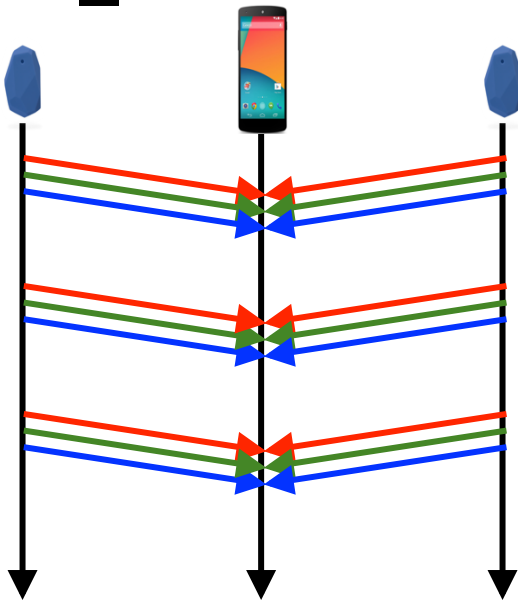
# BLE Highlights: Tags Types - Scannable

## ■ Scannable Tags

- Tags send ADV\_IND messages
- Scanners respond with SCAN\_REQ message
- Tags respond with SCAN\_RSP message
- Up to 31 Bytes of extra data
- Tags wait ~150 usec for a request after beacon



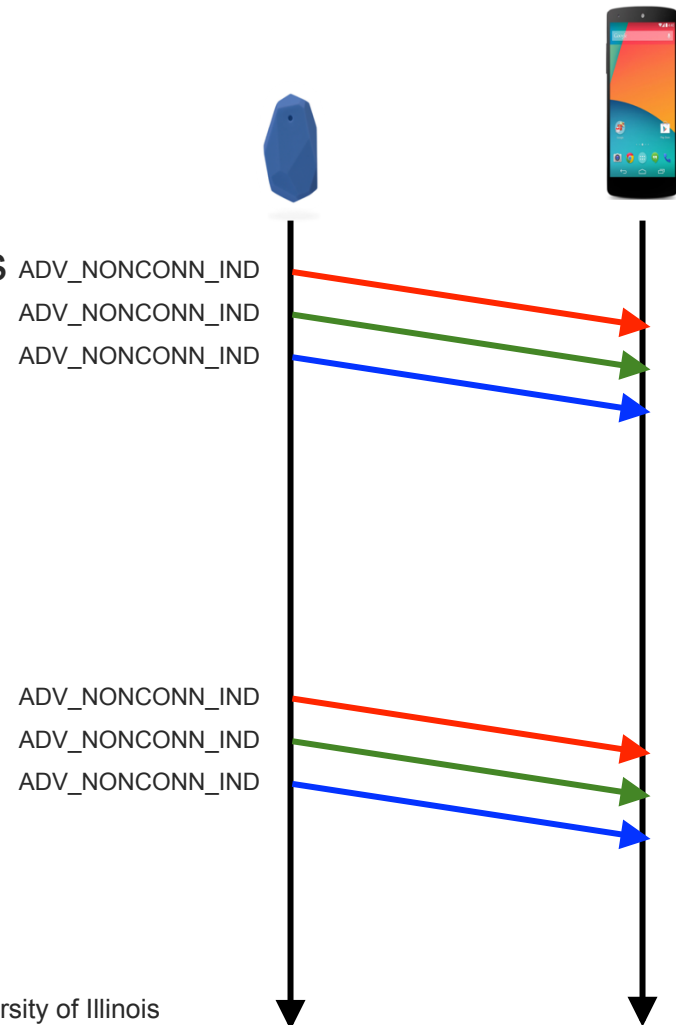
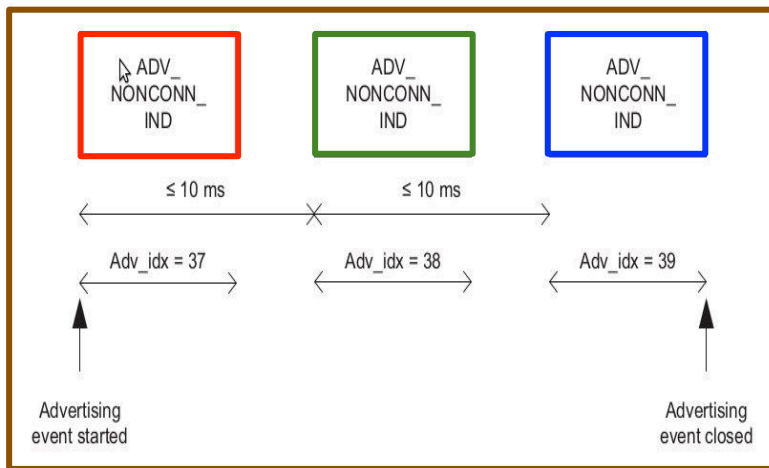
# BLE Highlights: Advertising and Collisions



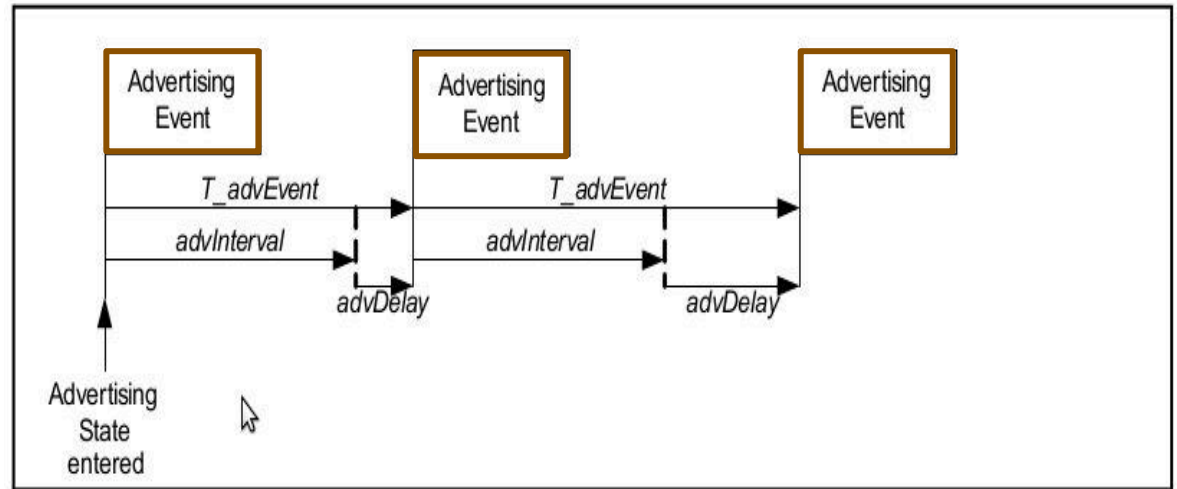
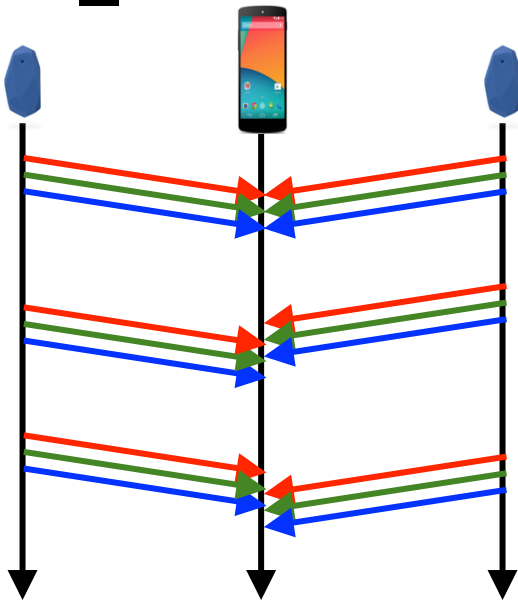
- If tags get synchronized, all advertising messages will collide

# BLE Highlights: Tags Types - Non-Scannable

- Non-Scannable Tags
- Ex. gBeacon v3, iBeacon (?)
- Tags send ADV\_NONCONN\_IND messages
- Typically sent back-to-back
- Scanners listen, but do not respond



# BLE Highlights: Advertising and Collisions

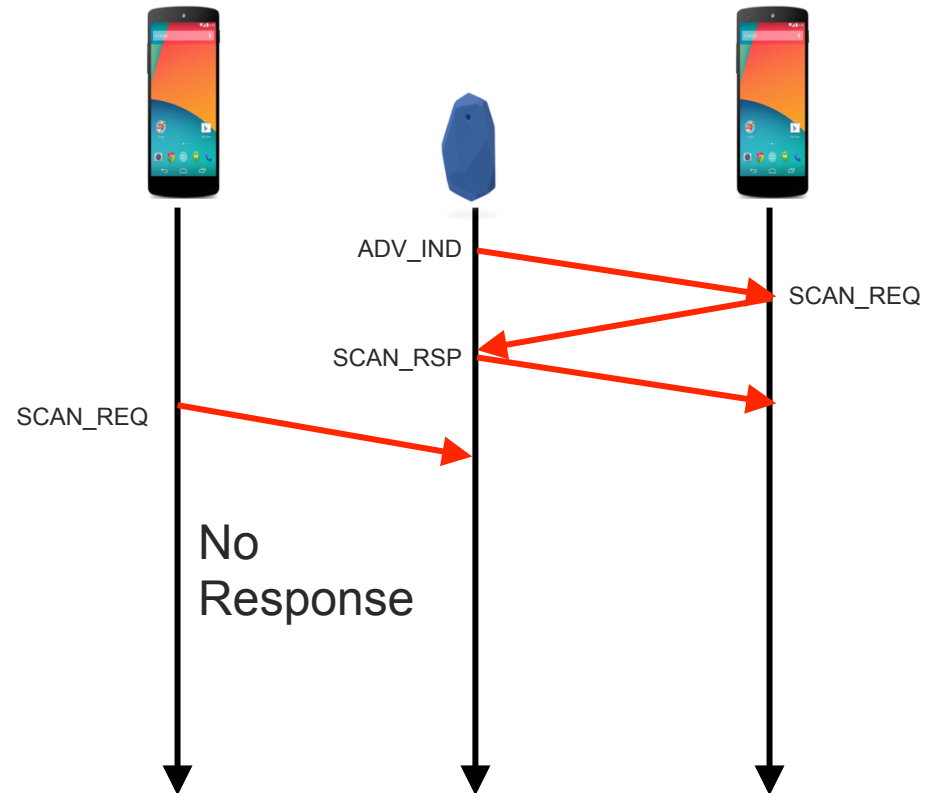


## ■ Collision avoidance

- Jitter advertising times
- $advDelay$  is added on to the end of each advertising event
- $advDelay = \text{rand}[0, 10\text{ms}]$

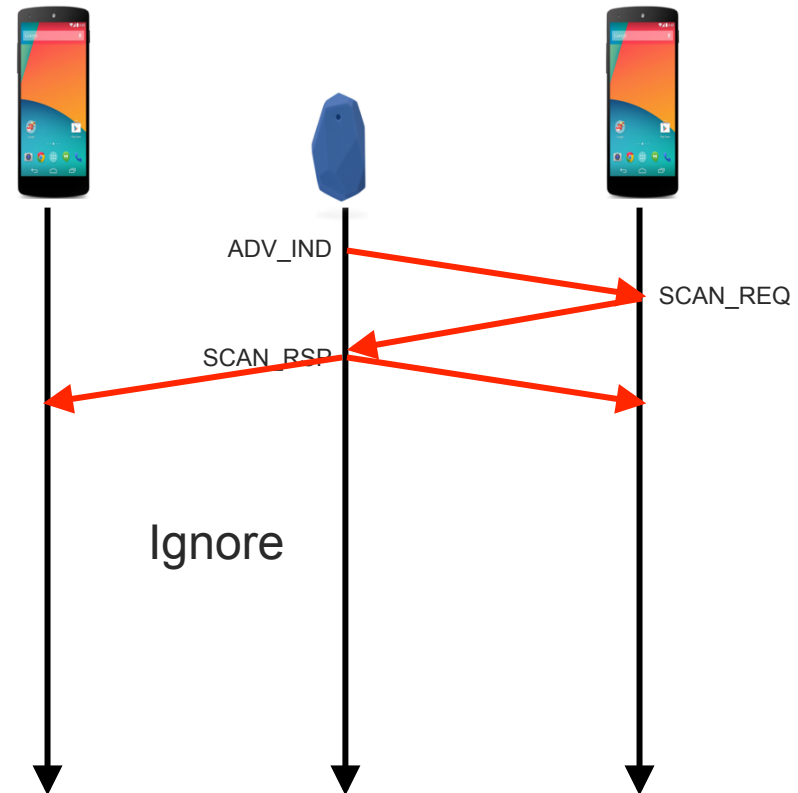
# BLE Highlights: Scannable Tags

- One SCAN\_RSP per channel per advertising event



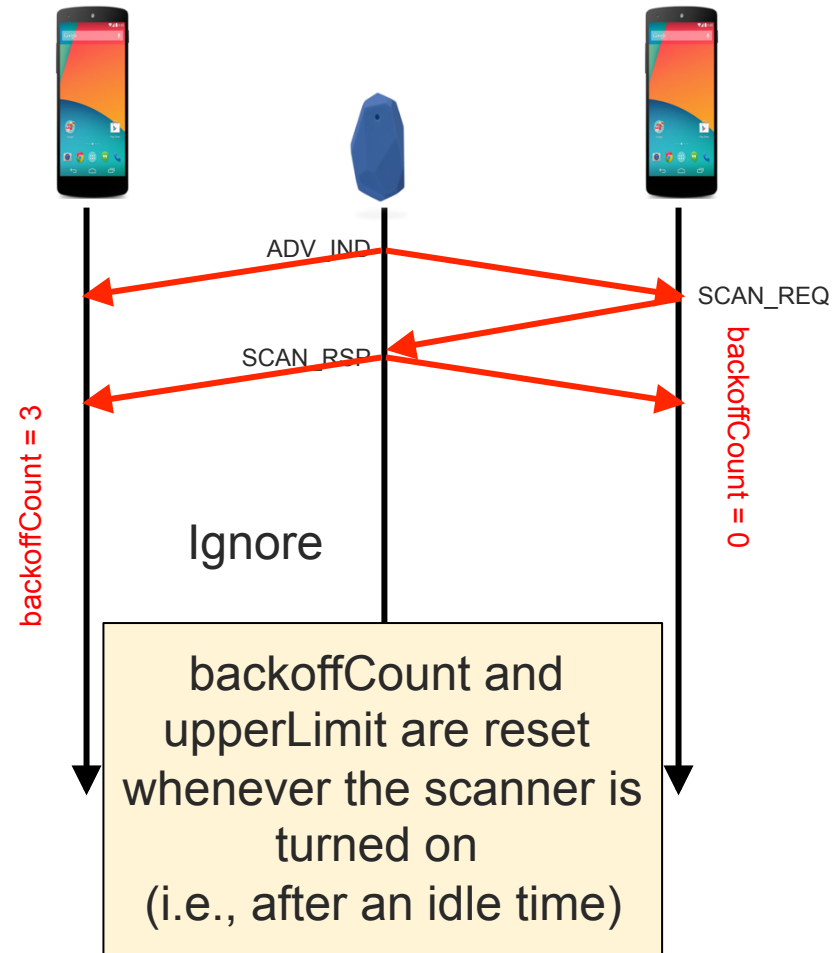
# BLE Highlights: Scannable Tags

- ONLY accept SCAN\_RSP if SCAN\_REQ was sent to that tag on that channel during that advertising event
- Some collision tolerance
  - Any requesting scanner can receive a SCAN\_RSP as long as one SCAN\_REQ is received and the tag responds
  - BUT, No SCAN\_RSP if all SCAN\_REQs collide



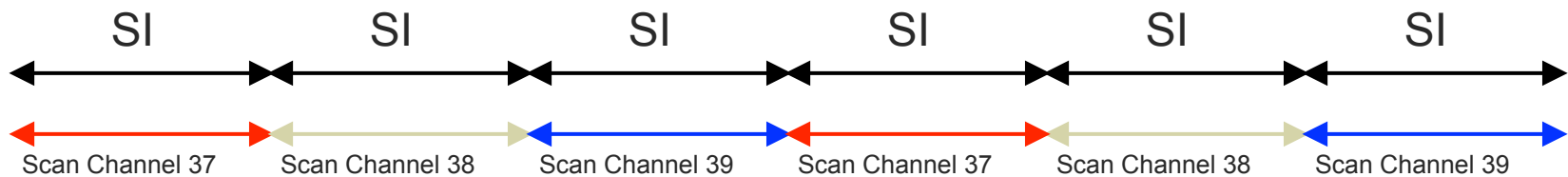
# BLE Highlights: SCAN\_REQ Collision Avoidance

- Scanner backoff procedure
  - Two parameters
    - backoffCount, upperLimit
  - On starting scan
    - upperLimit = 1, backoffCount = 1
  - Decrement backoffCount on receipt of ADV message
    - Only send SCAN\_REQ if backoffCount == 0
  - Adapt upperLimit based on success or failure of receipt of SCAN\_RSP
    - Reset backoffCount
    - backoffCount = rand (1, upperLimit)



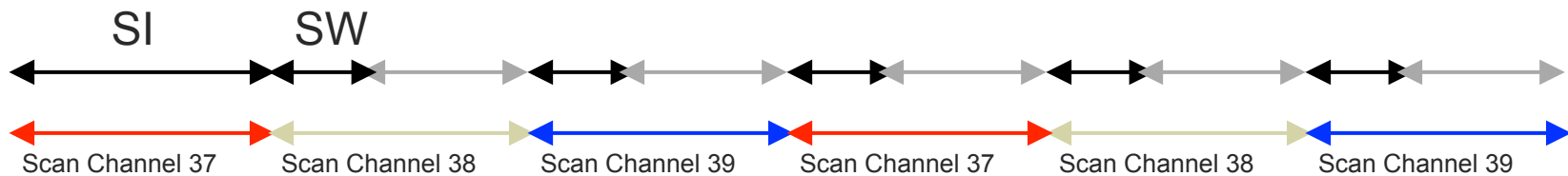
# BLE Highlights: Low-level Scanning

- Scanners
- Scan for tags on sequential channels (37, 38, 39)
- Scan Interval (SI)
  - Time spent on a channel



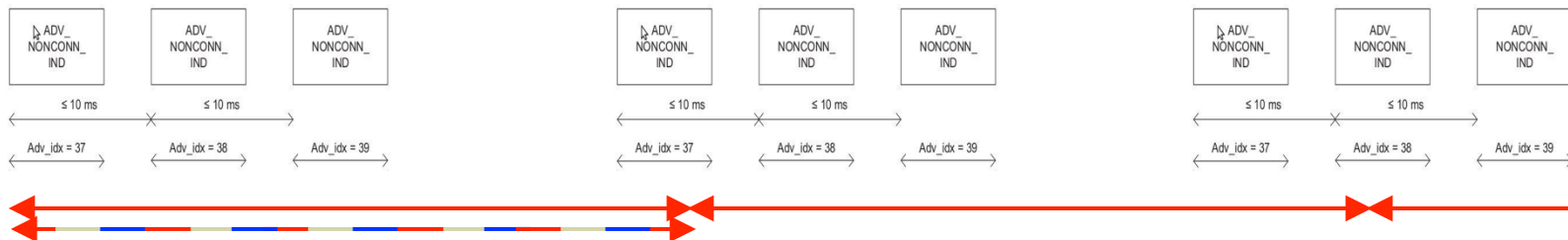
# BLE Highlights: Low-level Scanning

- Scan Time
  - Scan Int == Scan Window  
⇒ Always on
- Scanners
  - Scan for tags on sequential channels (37, 38, 39)
  - Scan Interval (SI)
    - Time spent on a channel
  - Scan Window (SW)
    - Time spent scanning at beginning of Scan Interval



# BLE Highlights: Application-level Scanning

- Scanners
- Application Scan Time
  - > Tag Advertising Interval

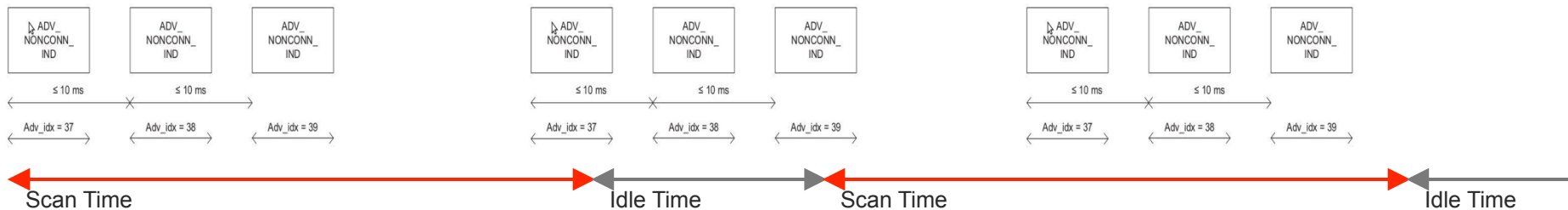


Application Scan Time



# BLE Highlights: Application-level Scanning

- Scan Time
  - 100% on Idle Time = 0
- (Continuous scanning)
  - 10% on Idle Time = 10 \* Scan Time
- Scanners
- Application Scan Time
  - > Tag Advertising Interval
- Application Idle Time




# BLE Highlights: MAC Behavior

- No Carrier Sense
  - Tag does not listen for a clear channel before sending any message
- Minimal Contention Avoidance
  - Jitter length of advertising interval + rand [0, 10 ms]
  - Backoff for sending SCAN\_REQ
- Other parameters
  - Inter-frame spacing                      150us (from spec)
  - Channel switching delay                274us (from Nordic)
  - Scan Interval                                11.25ms (from spec/Nexus 5)
  - Scan Window                                11.25ms (continuous scanning)

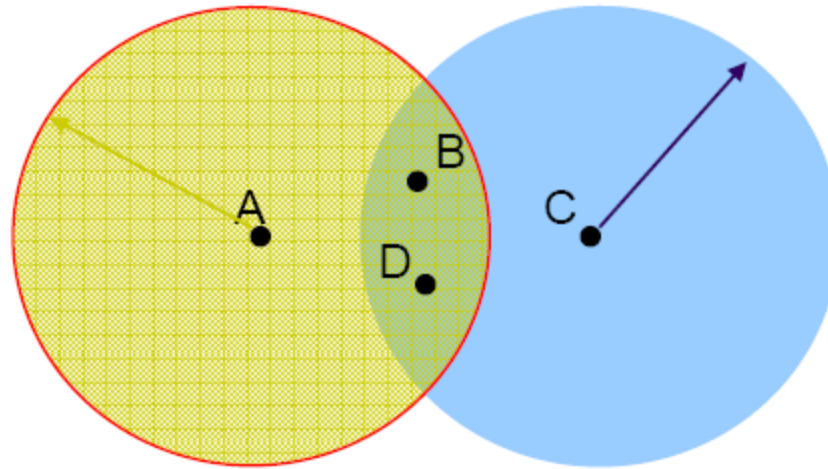


# Channelization of spectrum

- Typically, available frequency spectrum is split into multiple channels
- Some channels may overlap



# Preventing Collisions Altogether



- Frequency Spectrum partitioned into several channels
  - Nodes within interference range can use separate channels
  - Now A can send to B while C sends to D without any interference!
  - Aggregate Network throughput doubles

# Using Multiple Channels

- 802.11: AP' s on different channels
  - Usually manually configured by administrator
  - Automatic Configuration may cause problems
- Most cards have only 1 transceiver
  - Not Full Duplex: Cannot send and receive at the same time
- Multichannel MAC Protocols
  - Automatically have nodes negotiate channels
    - Channel coordination amongst nodes is necessary
    - Introduces negotiation and channel-switching latency that reduce throughput



# Wireless Multihop Networks

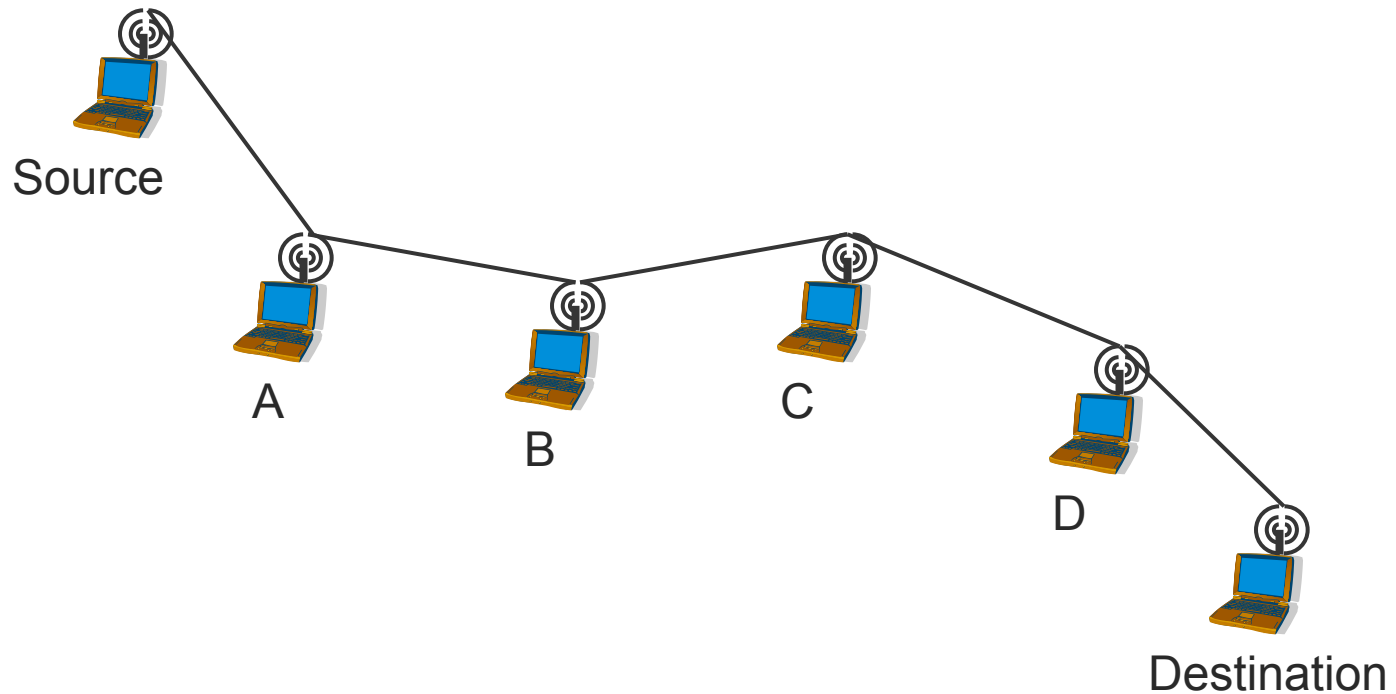
- Vehicular Networks
  - Delay Tolerant (batch) sending over several hops carry data to a base station
- Common in Sensor Network for periodically transmitting data
  - Infrastructure Monitoring
    - E.g., structural health monitoring of the Golden Gate Bridge
- Multihop networking for Internet connection sharing
  - Routing traffic over several hops to base station connected to Internet



# [ Multi-Hop Wireless Networks ]

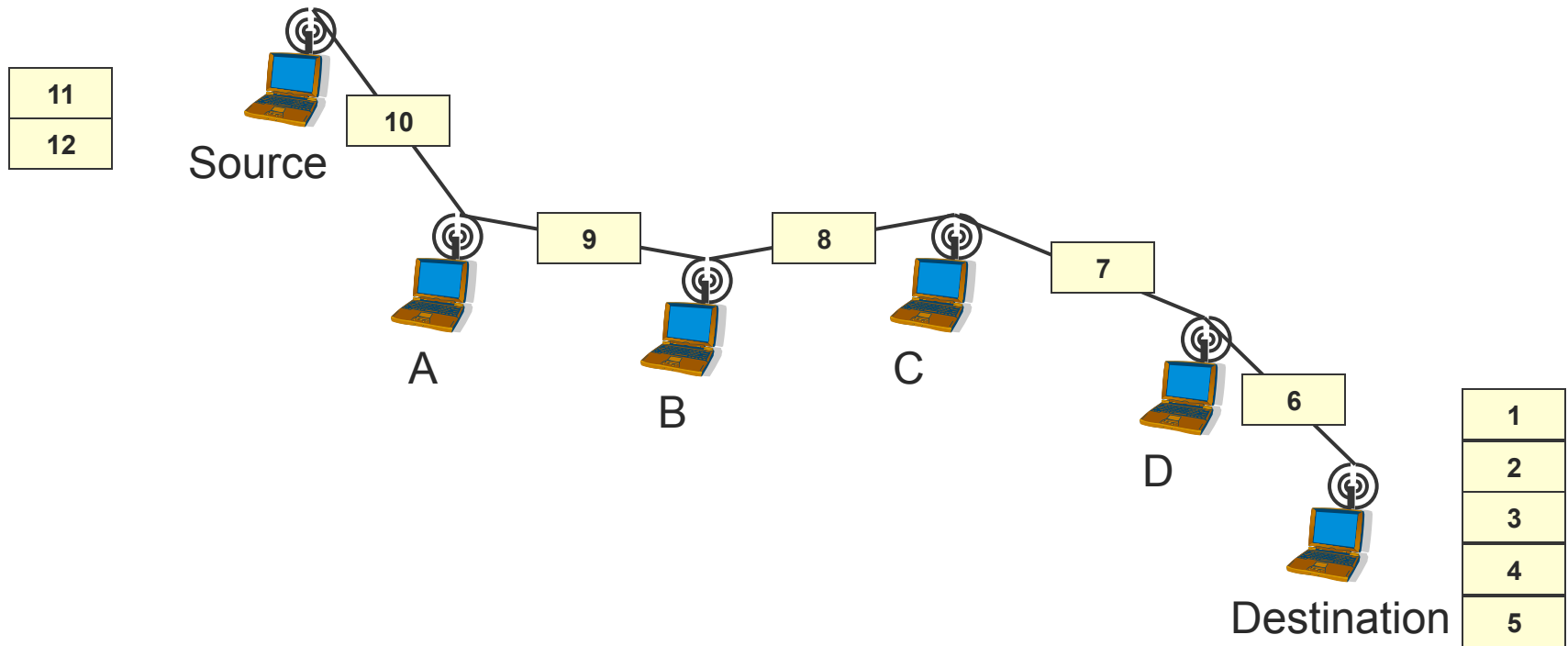
- In an ideal world ...

1
2
3
4
5
6
7
8
9
10
11
12



# Multi-Hop Wireless Networks

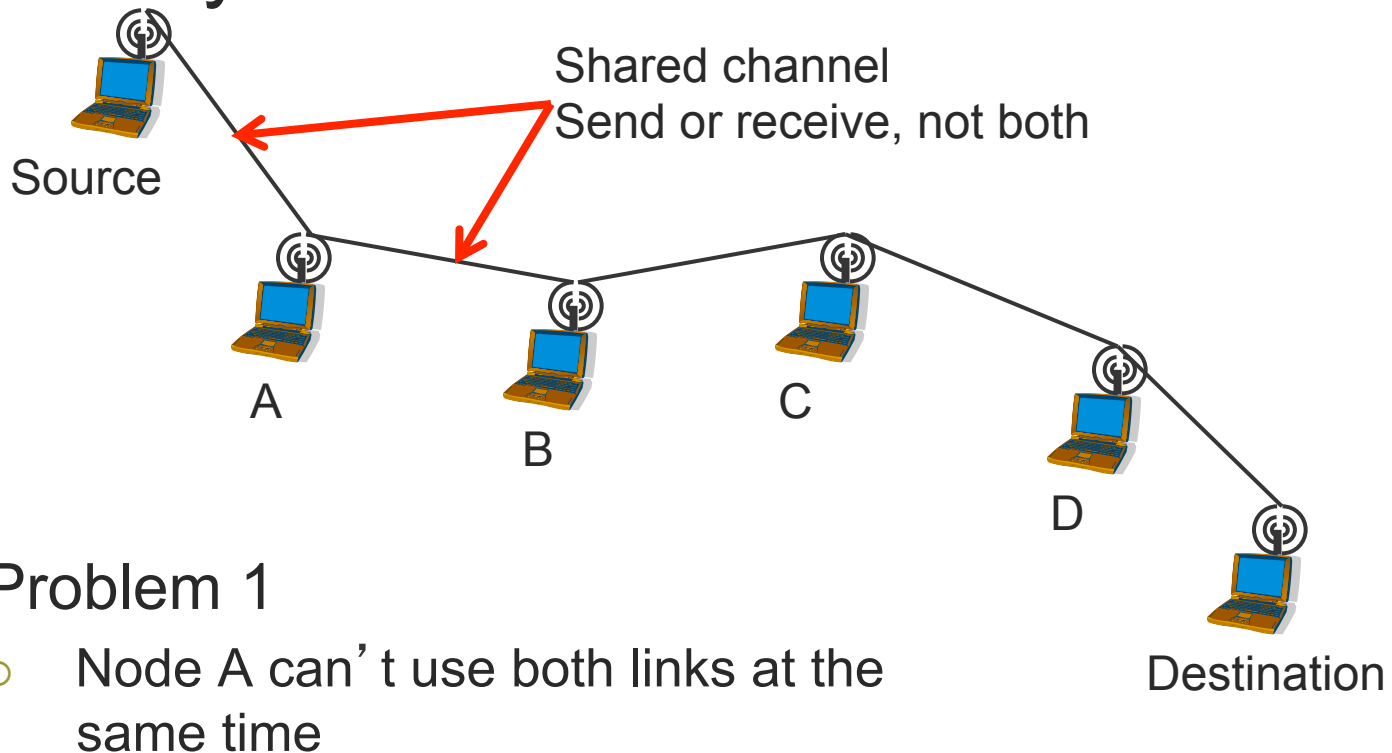
- In an ideal world ...



# Multi-Hop Wireless Networks

## Reality check ...

1
2
3
4
5
6
7
8
9
10
11
12



# Multi-Hop Wireless Networks

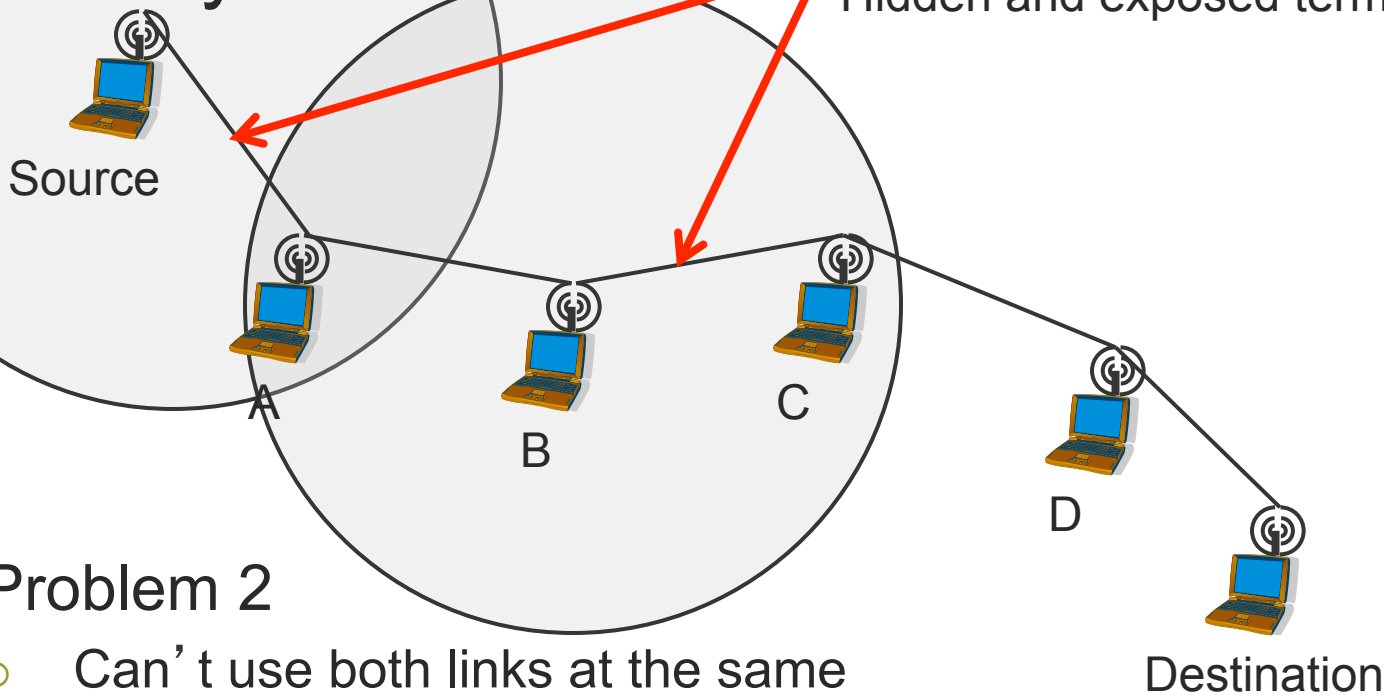
## Reality check

Overlap at A  
Hidden and exposed terminals

1
2
3
4
5
6
7
8
9
10
11
12

## Problem 2

- Can't use both links at the same time

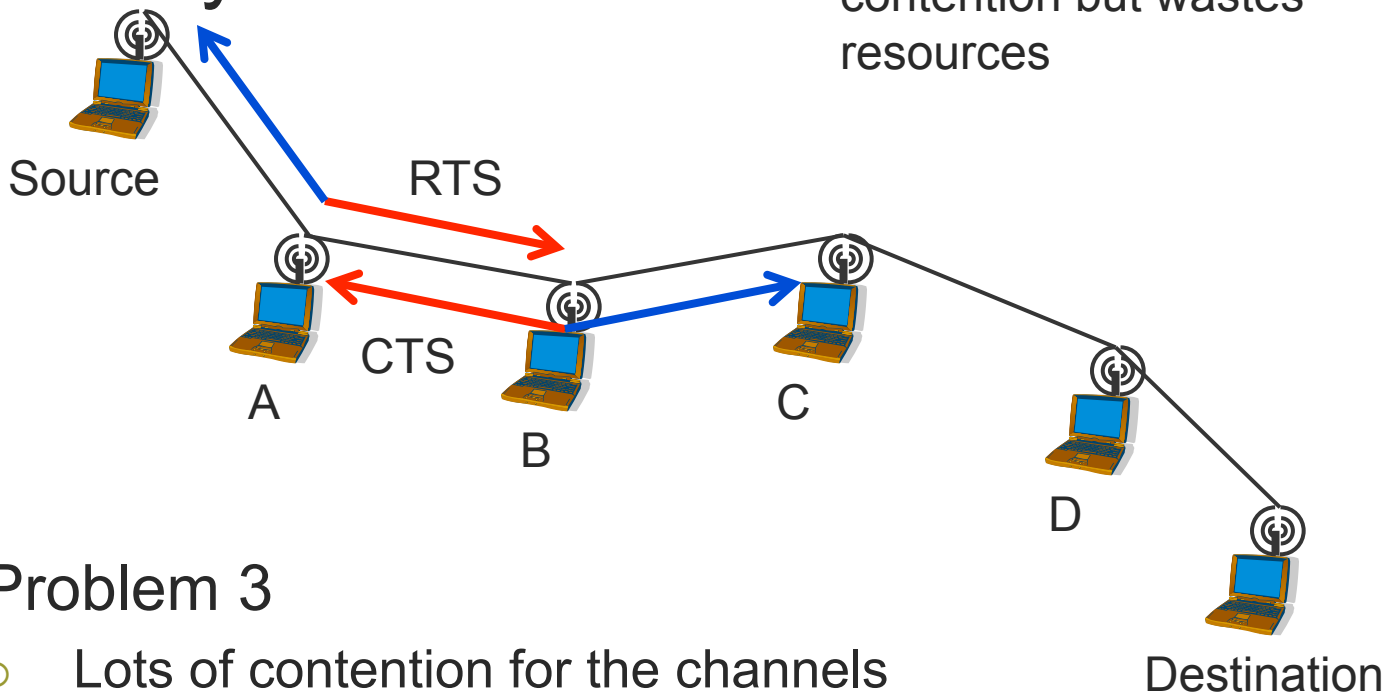


# Multi-Hop Wireless Networks

## Reality check ...

RTS/CTS helps with contention but wastes resources

1
2
3
4
5
6
7
8
9
10
11
12



## Problem 3

- Lots of contention for the channels
- Everyone wants to send

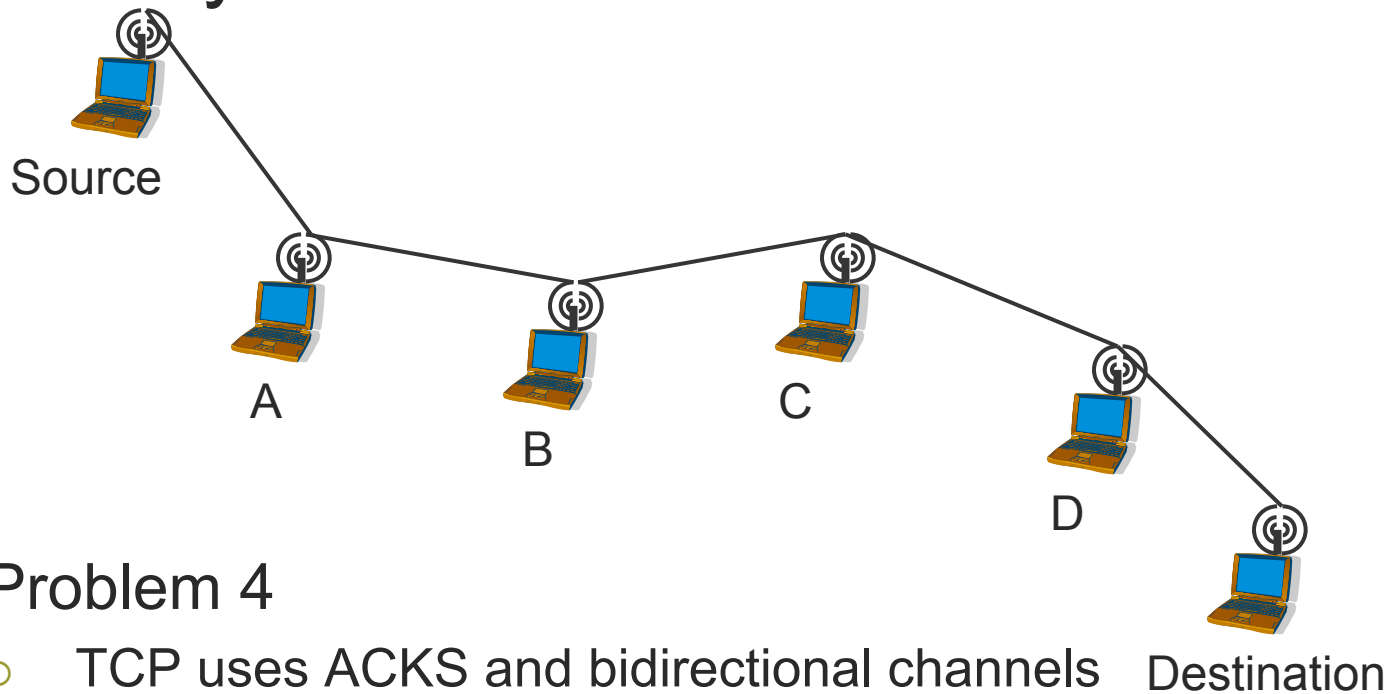


# Multi-Hop Wireless Networks

## Reality check ...

Higher layer protocols

1
2
3
4
5
6
7
8
9
10
11
12

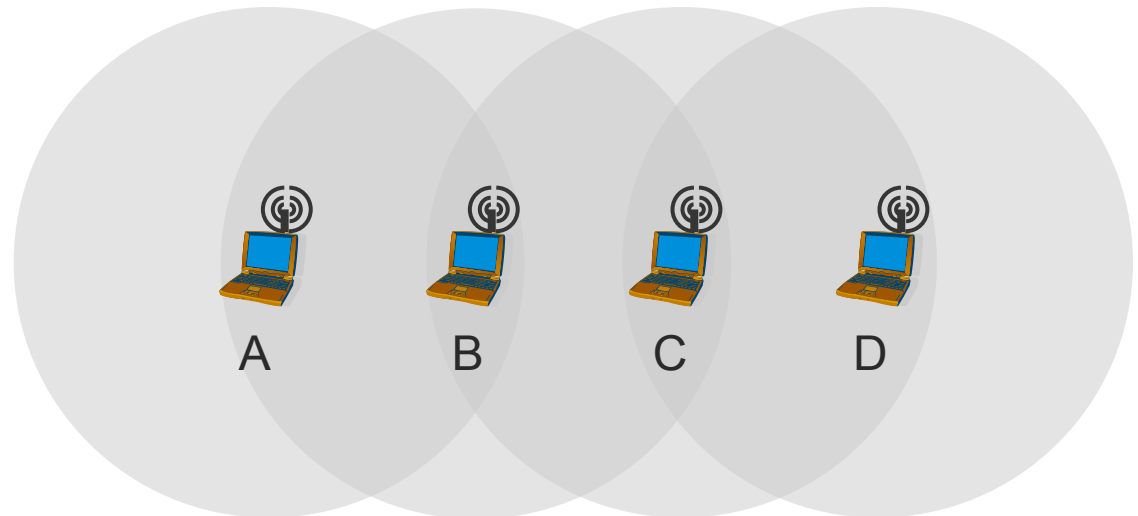


### Problem 4

- TCP uses ACKS and bidirectional channels
- Even more contention!

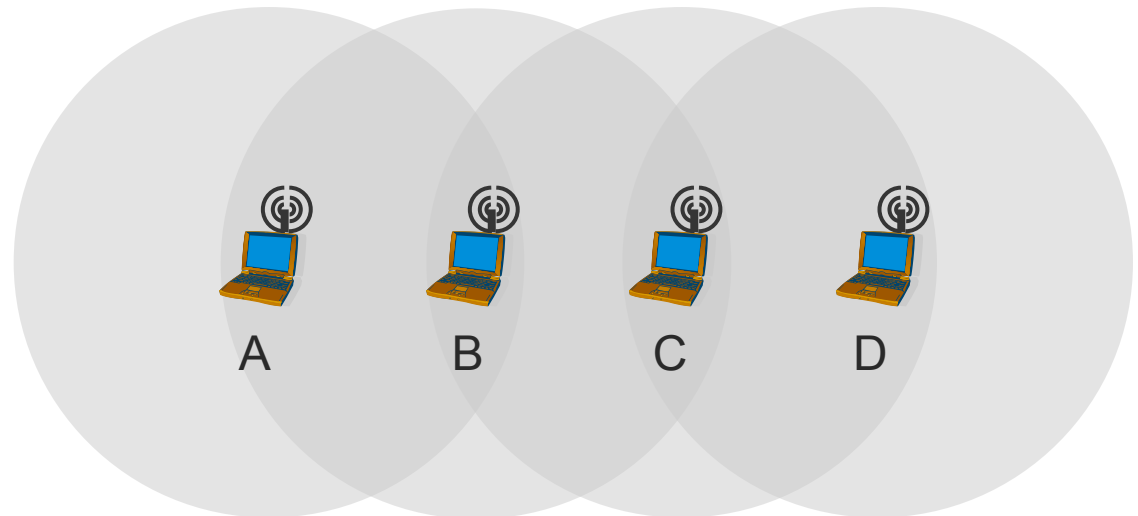
# Bandwidth use in Ideal Scenarios

- A can only transmits to B; B to A and C; C to B and D; D to C
- Node A has an infinite supply of messages to send to D and there are no other messages in the network



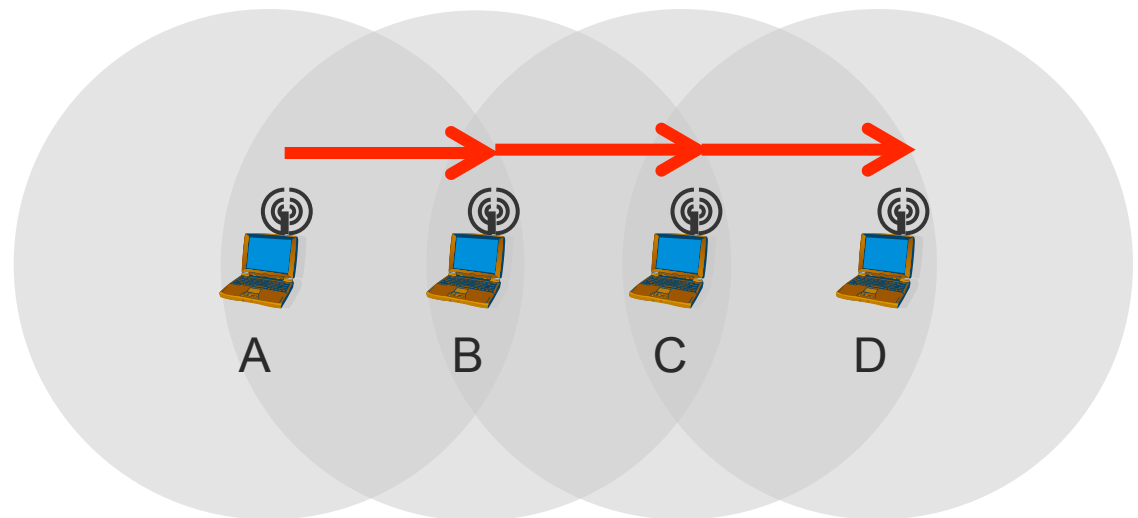
# Bandwidth use in Ideal Scenarios

- Time is slotted, message transmission takes exactly one slot
- During a slot, a node can
  - send a message, receive a message, remain silent
- If a node hears two or more simultaneous transmissions, a collision occurs



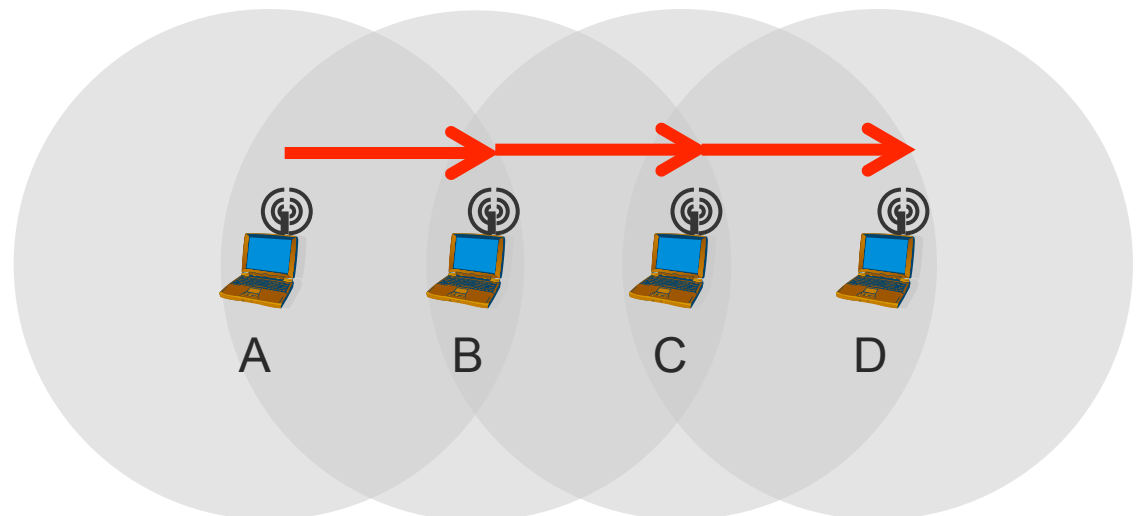
# Bandwidth use in Ideal Scenarios

- Suppose a controller can command each node
- What is the maximum rate (message/slot) at which messages can be transferred from A to D?



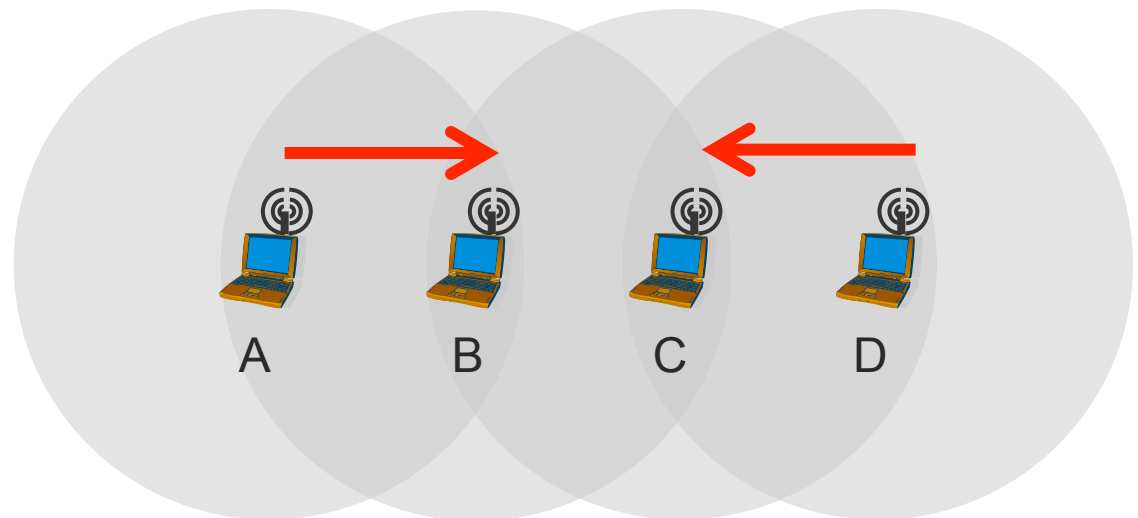
# Bandwidth use in Ideal Scenarios

- Suppose a controller can command each node
- What is the maximum rate (message/slot) at which messages can be transferred from A to D?
- Who can transmit when A is transmitting?
  - C
- When B?
  - None
- When C?
  - A
- Answer
  - 1 msg/2 slots



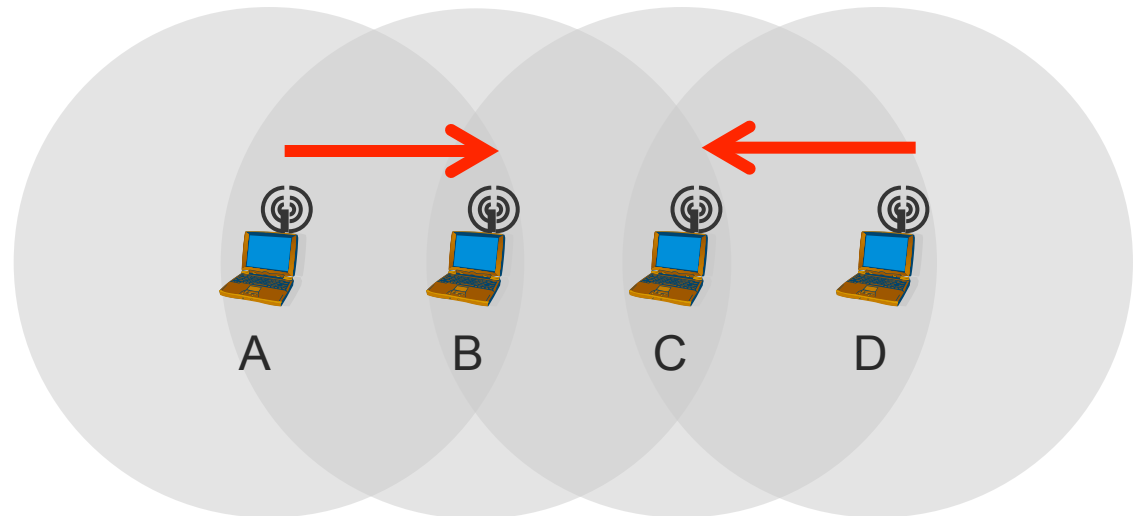
# Bandwidth use in Ideal Scenarios

- Suppose now that A sends messages to B, and D sends messages to C
- What is the combined maximum rate at which data messages can flow from A to B and from D to C?



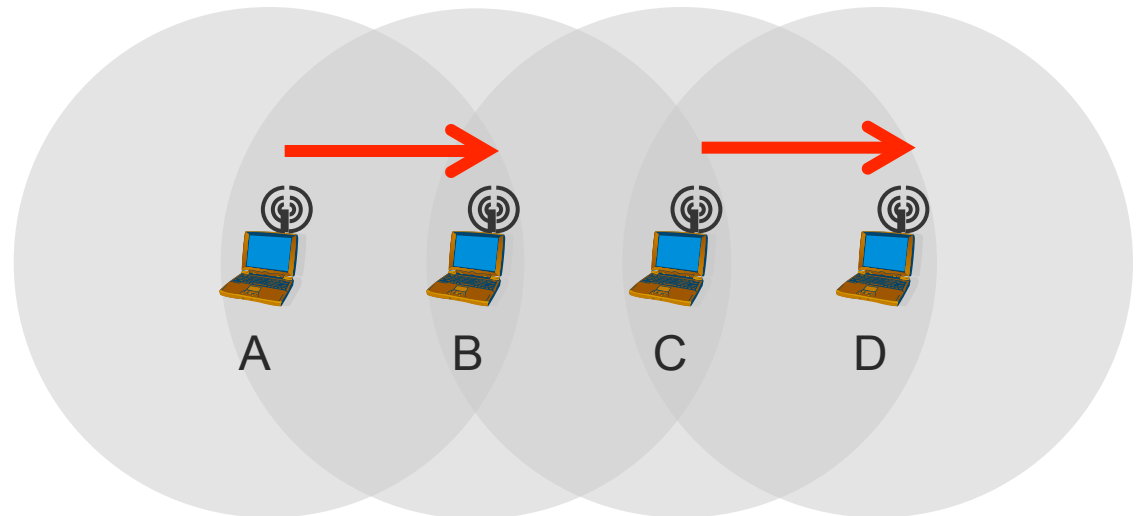
# Bandwidth use in Ideal Scenarios

- Suppose now that A sends messages to B, and D sends messages to C
- What is the combined maximum rate at which data messages can flow from A to B and from D to C?
- Answer
  - A and D can transmit at the same time
  - 2 msgs/slot



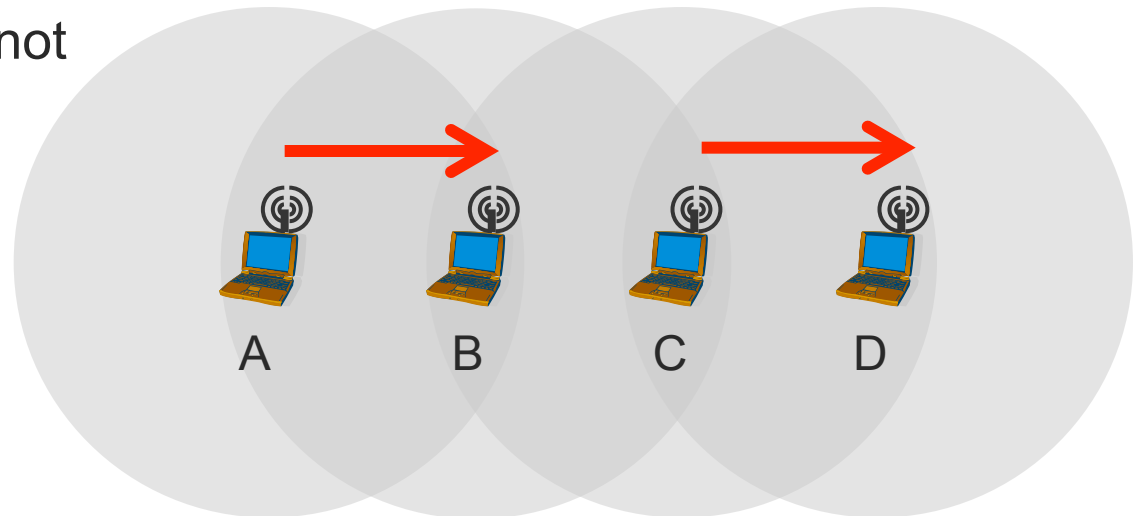
# Bandwidth use in Ideal Scenarios

- Suppose now that A sends messages to B, and C sends messages to D
- What is the combined maximum rate at which data messages can flow from A to B and from C to D?



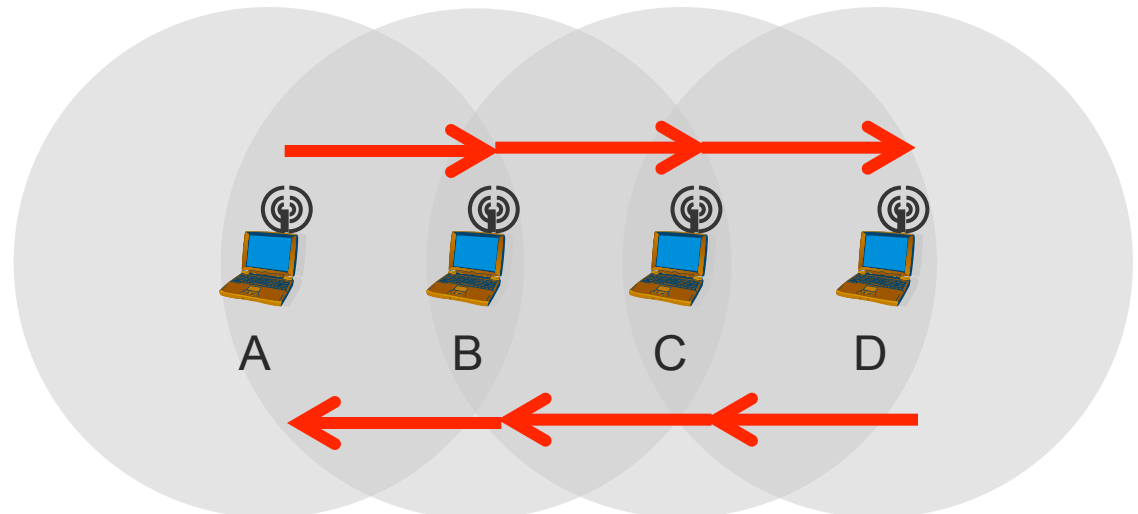
# Bandwidth use in Ideal Scenarios

- Suppose now that A sends messages to B, and C sends messages to D
- What is the combined maximum rate at which data messages can flow from A to B and from C to D?
- Answer
  - A and C cannot transmit at the same time
  - 1 msg/slot



# Bandwidth use in Ideal Scenarios

- Now suppose for every data message sent from source to destination, the destination will send an ACK message back to the source
- What is the maximum rate (message/slot) at which messages can be transferred from A to D?



# Bandwidth use in Ideal Scenarios

- Now suppose for every data message sent from source to destination, the destination will send an ACK message back to the source
- What is the maximum rate (message/slot) at which messages can be transferred from A to D?
- Answer
  - Each message requires two transmissions
  - 1 msg/4 slots

