

Programming Languages and Compilers (CS 421)

Elsa L Gunter
2112 SC, UIUC



<https://courses.engr.illinois.edu/cs421/fa2017/CS421D>

Based in part on slides by Mattox Beckman, as updated by Vikram Adve and Gul Agha



Recursive Functions

```
# let rec factorial n =  
    if n = 0 then 1 else n * factorial (n - 1);;  
val factorial : int -> int = <fun>  
# factorial 5;;  
- : int = 120  
# (* rec is needed for recursive function  
   declarations *)
```



Recursion Example

Compute n^2 recursively using:

$$n^2 = (2 * n - 1) + (n - 1)^2$$

```
# let rec nthsq n =      (* rec for recursion *)
  match n              (* pattern matching for cases *)
  with 0 -> 0          (* base case *)
  | n -> (2 * n - 1)   (* recursive case *)
      + nthsq (n - 1);; (* recursive call *)
val nthsq : int -> int = <fun>
# nthsq 3;;
- : int = 9
```

Structure of recursion similar to inductive proof



Recursion and Induction

```
# let rec nthsq n = match n with 0 -> 0  
  | n -> (2 * n - 1) + nthsq (n - 1) ;;
```

- Base case is the last case; it stops the computation
- Recursive call must be to arguments that are somehow smaller - must progress to base case
- **if** or **match** must contain base case
- Failure of these may cause failure of termination



Evaluating expressions in OCaml

- Evaluation uses an environment ρ
 - $\text{Eval}(e, \rho)$
- A constant evaluates to itself, including primitive operators like $+$ and $=$
 - $\text{Eval}(c, \rho) \Rightarrow \text{Val } c$
- To evaluate a variable v , look it up in ρ :
 - $\text{Eval}(v, \rho) \Rightarrow \text{Val}(\rho(v))$



Evaluating expressions in OCaml

- To evaluate a tuple (e_1, \dots, e_n) ,
 - Evaluate each e_i to v_i , right to left for OCaml
 - Then make value (v_1, \dots, v_n)
 - $\text{Eval}((e_1, \dots, e_n), \rho) \Rightarrow \text{Eval}((e_1, \dots, \text{Eval}(e_n, \rho)), \rho)$
 - $\text{Eval}((e_1, \dots, e_i, \text{Val } v_{i+1}, \dots, \text{Val } v_n), \rho) \Rightarrow \text{Eval}((e_1, \dots, \text{Eval}(e_i, \rho), \text{Val } v_{i+1}, \dots, \text{Val } v_n), \rho)$
 - $\text{Eval}((\text{Val } v_1, \dots, \text{Val } v_n), \rho) \Rightarrow \text{Val } (v_1, \dots, v_n)$



Evaluating expressions in OCaml

- To evaluate uses of $+$, $-$, etc, eval args, then do operation \odot ($+$, $-$, $*$, $+$, \dots)
 - $\text{Eval}(e_1 \odot e_2, \rho) \Rightarrow \text{Eval}(e_1 \odot \text{Eval}(e_2, \rho), \rho)$
 - $\text{Eval}(e_1 \odot \text{Val } v_2, \rho) \Rightarrow \text{Eval}(\text{Eval}(e_1, \rho) \odot \text{Val } v_2, \rho)$
 - $\text{Eval}(\text{Val } v_1 \odot \text{Val } v_2) \Rightarrow \text{Val } (v_1 \odot v_2)$
- Function expression evaluates to its closure
 - $\text{Eval}(\text{fun } x \rightarrow e, \rho) \Rightarrow \text{Val } \langle x \rightarrow e, \rho \rangle$



Evaluating expressions in OCaml

- To evaluate a local dec: $\text{let } x = e_1 \text{ in } e_2$
 - Eval e_1 to v , then eval e_2 using $\{x \rightarrow v\} + \rho$
 - $\text{Eval}(\text{let } x = e_1 \text{ in } e_2, \rho) \Rightarrow \text{Eval}(\text{let } x = \text{Eval}(e_1, \rho) \text{ in } e_2, \rho)$
 - $\text{Eval}(\text{let } x = \text{Val } v \text{ in } e_2, \rho) \Rightarrow \text{Eval}(e_2, \{x \rightarrow v\} + \rho)$



Evaluating expressions in OCaml

- To evaluate a conditional expression:
if b then e_1 else e_2
 - Evaluate b to a value v
 - If v is **True**, evaluate e_1
 - If v is **False**, evaluate e_2
- $\text{Eval}(\text{if } b \text{ then } e_1 \text{ else } e_2, \rho) \Rightarrow$
 $\text{Eval}(\text{if } \text{Eval}(b, \rho) \text{ then } e_1 \text{ else } e_2, \rho)$
- $\text{Eval}(\text{if Val true then } e_1 \text{ else } e_2, \rho) \Rightarrow \text{Eval}(e_1, \rho)$
- $\text{Eval}(\text{if Val false then } e_1 \text{ else } e_2, \rho) \Rightarrow \text{Eval}(e_2, \rho)$



Evaluation of Application with Closures

- Given application expression $f e$
- In Ocaml, evaluate e to value v
- In environment ρ , evaluate left term to closure,
 $c = \langle (x_1, \dots, x_n) \rightarrow b, \rho' \rangle$
 - (x_1, \dots, x_n) variables in (first) argument
 - v must have form (v_1, \dots, v_n)
- Update the environment ρ' to
 $\rho'' = \{x_1 \rightarrow v_1, \dots, x_n \rightarrow v_n\} + \rho'$
- Evaluate body b in environment ρ''



Evaluation of Application with Closures

- $\text{Eval}(f\ e, \rho) \Rightarrow \text{Eval}(f\ (\text{Eval}(e, \rho)), \rho)$
- $\text{Eval}(f\ (\text{Val } v), \rho) \Rightarrow \text{Eval}((\text{Eval}(f, \rho))\ (\text{Val } v), \rho)$
- $\text{Eval}((\text{Val } \langle (x_1, \dots, x_n) \rightarrow b, \rho' \rangle)\ (\text{Val } (v_1, \dots, v_n)), \rho) \Rightarrow$
 $\text{Eval}(b, \{x_1 \rightarrow v_1, \dots, x_n \rightarrow v_n\} + \rho')$



Evaluation of Application of plus_x;;

- Have environment:

$$\rho = \{\text{plus_x} \rightarrow \langle y \rightarrow y + x, \rho_{\text{plus_x}} \rangle, \dots, \\ y \rightarrow 19, x \rightarrow 17, z \rightarrow 3, \dots\}$$

where $\rho_{\text{plus_x}} = \{x \rightarrow 12, \dots, y \rightarrow 24, \dots\}$

- $\text{Eval}(\text{plus_x } z, \rho) \Rightarrow$
- $\text{Eval}(\text{plus_x } (\text{Eval}(z, \rho))) \Rightarrow \dots$

Evaluation of Application of plus_x;;

- Have environment:

$$\rho = \{\text{plus_x} \rightarrow \langle y \rightarrow y + x, \rho_{\text{plus_x}} \rangle, \dots, \\ y \rightarrow 19, x \rightarrow 17, z \rightarrow 3, \dots\}$$

where $\rho_{\text{plus_x}} = \{x \rightarrow 12, \dots, y \rightarrow 24, \dots\}$

- $\text{Eval}(\text{plus_x } z, \rho) \Rightarrow$
- $\text{Eval}(\text{plus_x } (\text{Eval}(z, \rho)), \rho) \Rightarrow$
- $\text{Eval}(\text{plus_x } (\text{Val } 3), \rho) \Rightarrow \dots$



Evaluation of Application of plus_x;;

- Have environment:

$$\rho = \{\text{plus_x} \rightarrow \langle y \rightarrow y + x, \rho_{\text{plus_x}} \rangle, \dots, \\ y \rightarrow 19, x \rightarrow 17, z \rightarrow 3, \dots\}$$

where $\rho_{\text{plus_x}} = \{x \rightarrow 12, \dots, y \rightarrow 24, \dots\}$

- $\text{Eval}(\text{plus_x } z, \rho) \Rightarrow$
- $\text{Eval}(\text{plus_x}(\text{Eval}(z, \rho)), \rho) \Rightarrow$
- $\text{Eval}(\text{plus_x}(\text{Val } 3), \rho) \Rightarrow$
- $\text{Eval}((\text{Eval}(\text{plus_x}, \rho))(\text{Val } 3), \rho) \Rightarrow \dots$

Evaluation of Application of plus_x;;

- Have environment:

$\rho = \{\text{plus_x} \rightarrow \langle y \rightarrow y + x, \rho_{\text{plus_x}} \rangle, \dots, \\ y \rightarrow 19, x \rightarrow 17, z \rightarrow 3, \dots\}$

where $\rho_{\text{plus_x}} = \{x \rightarrow 12, \dots, y \rightarrow 24, \dots\}$

- $\text{Eval}(\text{plus_x } z, \rho) \Rightarrow$
- $\text{Eval}(\text{plus_x}(\text{Eval}(z, \rho)), \rho) \Rightarrow$
- $\text{Eval}(\text{plus_x}(\text{Val } 3), \rho) \Rightarrow$
- $\text{Eval}((\text{Eval}(\text{plus_x}, \rho))(\text{Val } 3), \rho) \Rightarrow$
- $\text{Eval}((\text{Val} \langle y \rightarrow y + x, \rho_{\text{plus_x}} \rangle)(\text{Val } 3), \rho) \Rightarrow \dots$



Evaluation of Application of plus_x;;

- Have environment:

$$\rho = \{\text{plus_x} \rightarrow \langle y \rightarrow y + x, \rho_{\text{plus_x}} \rangle, \dots, \\ y \rightarrow 19, x \rightarrow 17, z \rightarrow 3, \dots\}$$

where $\rho_{\text{plus_x}} = \{x \rightarrow 12, \dots, y \rightarrow 24, \dots\}$

- Eval $((\text{Val} \langle y \rightarrow y + x, \rho_{\text{plus_x}} \rangle)(\text{Val } 3), \rho)$
 $\Rightarrow \dots$

Evaluation of Application of plus_x;;

- Have environment:

$$\rho = \{\text{plus_x} \rightarrow \langle y \rightarrow y + x, \rho_{\text{plus_x}} \rangle, \dots, \\ y \rightarrow 19, x \rightarrow 17, z \rightarrow 3, \dots\}$$

where $\rho_{\text{plus_x}} = \{x \rightarrow 12, \dots, y \rightarrow 24, \dots\}$

- Eval $((\text{Val} \langle y \rightarrow y + x, \rho_{\text{plus_x}} \rangle)(\text{Val } 3), \rho) \Rightarrow$
- Eval $(y + x, \{y \rightarrow 3\} + \rho_{\text{plus_x}}) \Rightarrow \dots$

Evaluation of Application of plus_x;;

- Have environment:

$$\rho = \{\text{plus_x} \rightarrow \langle y \rightarrow y + x, \rho_{\text{plus_x}} \rangle, \dots, \\ y \rightarrow 19, x \rightarrow 17, z \rightarrow 3, \dots\}$$

where $\rho_{\text{plus_x}} = \{x \rightarrow 12, \dots, y \rightarrow 24, \dots\}$

- $\text{Eval}((\text{Val}\langle y \rightarrow y + x, \rho_{\text{plus_x}} \rangle)(\text{Val } 3), \rho) \Rightarrow$
- $\text{Eval}(y + x, \{y \rightarrow 3\} + \rho_{\text{plus_x}}) \Rightarrow$
- $\text{Eval}(y + \text{Eval}(x, \{y \rightarrow 3\} + \rho_{\text{plus_x}}), \{y \rightarrow 3\} + \rho_{\text{plus_x}}) \Rightarrow \dots$

Evaluation of Application of plus_x;;

- Have environment:

$$\rho = \{\text{plus_x} \rightarrow \langle y \rightarrow y + x, \rho_{\text{plus_x}} \rangle, \dots, \\ y \rightarrow 19, x \rightarrow 17, z \rightarrow 3, \dots\}$$

where $\rho_{\text{plus_x}} = \{x \rightarrow 12, \dots, y \rightarrow 24, \dots\}$

- $\text{Eval}((\text{Val} \langle y \rightarrow y + x, \rho_{\text{plus_x}} \rangle)(\text{Val } 3), \rho) \Rightarrow$
- $\text{Eval}(y + x, \{y \rightarrow 3\} + \rho_{\text{plus_x}}) \Rightarrow$
- $\text{Eval}(y + \text{Eval}(x, \{y \rightarrow 3\} + \rho_{\text{plus_x}}), \{y \rightarrow 3\} + \rho_{\text{plus_x}}) \Rightarrow$
- $\text{Eval}(y + \text{Val } 12, \{y \rightarrow 3\} + \rho_{\text{plus_x}}) \Rightarrow \dots$

Evaluation of Application of plus_x;;

- Have environment:

$$\rho = \{ \text{plus_x} \rightarrow \langle y \rightarrow y + x, \rho_{\text{plus_x}} \rangle, \dots, \\ y \rightarrow 19, x \rightarrow 17, z \rightarrow 3, \dots \}$$

where $\rho_{\text{plus_x}} = \{ x \rightarrow 12, \dots, y \rightarrow 24, \dots \}$

- $\text{Eval}(y + \text{Eval}(x, \{y \rightarrow 3\} + \rho_{\text{plus_x}}), \\ \{y \rightarrow 3\} + \rho_{\text{plus_x}}) \Rightarrow$
- $\text{Eval}(y + \text{Val } 12, \{y \rightarrow 3\} + \rho_{\text{plus_x}}) \Rightarrow$
- $\text{Eval}(\text{Eval}(y, \{y \rightarrow 3\} + \rho_{\text{plus_x}}) + \\ \text{Val } 12, \{y \rightarrow 3\} + \rho_{\text{plus_x}}) \Rightarrow \dots$

Evaluation of Application of plus_x;;

- Have environment:

$$\rho = \{ \text{plus_x} \rightarrow \langle y \rightarrow y + x, \rho_{\text{plus_x}} \rangle, \dots, \\ y \rightarrow 19, x \rightarrow 17, z \rightarrow 3, \dots \}$$

where $\rho_{\text{plus_x}} = \{ x \rightarrow 12, \dots, y \rightarrow 24, \dots \}$

- $\text{Eval}(\text{Eval}(y, \{y \rightarrow 3\}) + \rho_{\text{plus_x}}) +$
 $\text{Val } 12, \{y \rightarrow 3\} + \rho_{\text{plus_x}}) \Rightarrow$
- $\text{Eval}(\text{Val } 3 + \text{Val } 12, \{y \rightarrow 3\} + \rho_{\text{plus_x}}) \Rightarrow \dots$

Evaluation of Application of plus_x;;

- Have environment:

$$\rho = \{ \text{plus_x} \rightarrow \langle y \rightarrow y + x, \rho_{\text{plus_x}} \rangle, \dots, \\ y \rightarrow 19, x \rightarrow 17, z \rightarrow 3, \dots \}$$

where $\rho_{\text{plus_x}} = \{ x \rightarrow 12, \dots, y \rightarrow 24, \dots \}$

- $\text{Eval}(\text{Eval}(y, \{y \rightarrow 3\} + \rho_{\text{plus_x}}) + \text{Val } 12, \{y \rightarrow 3\} + \rho_{\text{plus_x}}) \Rightarrow$
- $\text{Eval}(\text{Val } 3 + \text{Val } 12, \{y \rightarrow 3\} + \rho_{\text{plus_x}}) \Rightarrow$
- $\text{Val } (3 + 12) = \text{Val } 15$



Evaluation of Application of `plus_pair`

- Assume environment

$\rho = \{x \rightarrow 3, \dots,$

$\text{plus_pair} \rightarrow \langle (n, m) \rightarrow n + m, \rho_{\text{plus_pair}} \rangle \} + \rho_{\text{plus_pair}}$

- $\text{Eval} (\text{plus_pair} (4, x), \rho) \Rightarrow$
- $\text{Eval} (\text{plus_pair} (\text{Eval} ((4, x), \rho)), \rho) \Rightarrow$
- $\text{Eval} (\text{plus_pair} (\text{Eval} ((4, \text{Eval} (x, \rho)), \rho)), \rho) \Rightarrow$
- $\text{Eval} (\text{plus_pair} (\text{Eval} ((4, \text{Val } 3), \rho)), \rho) \Rightarrow$
- $\text{Eval} (\text{plus_pair} (\text{Eval} ((\text{Eval} (4, \rho), \text{Val } 3), \rho)), \rho) \Rightarrow$
- $\text{Eval} (\text{plus_pair} (\text{Eval} ((\text{Val } 4, \text{Val } 3), \rho)), \rho) \Rightarrow$

Evaluation of Application of `plus_pair`

- Assume environment

$\rho = \{x \rightarrow 3, \dots,$

$\text{plus_pair} \rightarrow \langle (n, m) \rightarrow n+m, \rho_{\text{plus_pair}} \rangle \} + \rho_{\text{plus_pair}}$

- $\text{Eval} (\text{plus_pair} (\text{Eval} ((\text{Val } 4, \text{Val } 3)), \rho)), \rho) \Rightarrow$
- $\text{Eval} (\text{plus_pair} (\text{Val } (4, 3)), \rho) \Rightarrow$
- $\text{Eval} (\text{Eval} (\text{plus_pair}, \rho), \text{Val } (4, 3)), \rho) \Rightarrow \dots$
- $\text{Eval} ((\text{Val} \langle (n, m) \rightarrow n+m, \rho_{\text{plus_pair}} \rangle) (\text{Val} (4, 3)), \rho) \Rightarrow$
- $\text{Eval} (n + m, \{n \rightarrow 4, m \rightarrow 3\} + \rho_{\text{plus_pair}}) \Rightarrow$
- $\text{Eval} (4 + 3, \{n \rightarrow 4, m \rightarrow 3\} + \rho_{\text{plus_pair}}) \Rightarrow 7$



Lists

- List can take one of two forms:
 - Empty list, written `[]`
 - Non-empty list, written `x :: xs`
 - `x` is head element, `xs` is tail list, `::` called “cons”
 - Syntactic sugar: `[x] == x :: []`
 - `[x1; x2; ...; xn] == x1 :: x2 :: ... :: xn :: []`



Lists

```
# let fib5 = [8;5;3;2;1;1];;
```

```
val fib5 : int list = [8; 5; 3; 2; 1; 1]
```

```
# let fib6 = 13 :: fib5;;
```

```
val fib6 : int list = [13; 8; 5; 3; 2; 1; 1]
```

```
# (8::5::3::2::1::1::[ ]) = fib5;;
```

```
- : bool = true
```

```
# fib5 @ fib6;;
```

```
- : int list = [8; 5; 3; 2; 1; 1; 13; 8; 5; 3; 2; 1; 1]
```



Lists are Homogeneous

```
# let bad_list = [1; 3.2; 7];;
```

Characters 19-22:

```
let bad_list = [1; 3.2; 7];;  
                ^^^
```

This expression has type float but is here used with type int



Question

- Which one of these lists is invalid?
 1. [2; 3; 4; 6]
 2. [2,3; 4,5; 6,7]
 3. [(2.3,4); (3.2,5); (6,7.2)]
 4. [[“hi”; “there”]; [“wahcha”]; []; [“doin”]]



Answer

- Which one of these lists is invalid?
 1. [2; 3; 4; 6]
 2. [2,3; 4,5; 6,7]
 3. [(2.3,4); (3.2,5); (6,7.2)]
 4. [[“hi”; “there”]; [“wahcha”]; []; [“doin”]]
- 3 is invalid because of last pair



Functions Over Lists

```
# let rec double_up list =  
  match list  
  with [ ] -> [ ] (* pattern before ->,  
                   expression after *)  
       | (x :: xs) -> (x :: x :: double_up xs);;  
val double_up : 'a list -> 'a list = <fun>  
# let fib5_2 = double_up fib5;;  
val fib5_2 : int list = [8; 8; 5; 5; 3; 3; 2; 2; 1;  
  1; 1; 1]
```



Functions Over Lists

```
# let silly = double_up ["hi"; "there"];;
val silly : string list = ["hi"; "hi"; "there"; "there"]
# let rec poor_rev list =
  match list
  with [] -> []
       | (x::xs) -> poor_rev xs @ [x];;
val poor_rev : 'a list -> 'a list = <fun>
# poor_rev silly;;
- : string list = ["there"; "there"; "hi"; "hi"]
```



Structural Recursion

- Functions on recursive datatypes (eg lists) tend to be recursive
- Recursion over recursive datatypes generally by structural recursion
 - Recursive calls made to components of structure of the same recursive type
 - Base cases of recursive types stop the recursion of the function



Question: Length of list

- Problem: write code for the length of the list
 - How to start?

let rec length list =



Question: Length of list

- Problem: write code for the length of the list
 - How to start?

let rec length list =
 match list with



Question: Length of list

- Problem: write code for the length of the list
 - What patterns should we match against?

let rec length list =
 match list with



Question: Length of list

- Problem: write code for the length of the list
 - What patterns should we match against?

```
let rec length list =  
  match list with [] ->  
  | (a :: bs) ->
```



Question: Length of list

- Problem: write code for the length of the list
 - What result do we give when `list` is empty?

```
let rec length list =  
  match list with [] -> 0  
  | (a :: bs) ->
```



Question: Length of list

- Problem: write code for the length of the list
 - What result do we give when `list` is not empty?

```
let rec length list =  
  match list with [] -> 0  
  | (a :: bs) ->
```



Question: Length of list

- Problem: write code for the length of the list
 - What result do we give when `list` is not empty?

let rec length list =

match list with [] -> 0

| (a :: bs) -> 1 + length bs

Structural Recursion : List Example

```
# let rec length list = match list
  with [ ] -> 0   (* Nil case *)
       | a :: bs -> 1 + length bs;; (* Cons case *)
val length : 'a list -> int = <fun>
# length [5; 4; 3; 2];;
- : int = 4
```

- Nil case [] is base case
- Cons case recurses on component list **bs**



Same Length

- How can we efficiently answer if two lists have the same length?



Same Length

- How can we efficiently answer if two lists have the same length?

```
let rec same_length list1 list2 =  
  match list1 with [] ->  
    (match list2 with [] -> true  
     | (y::ys) -> false)  
  | (x::xs) ->  
    (match list2 with [] -> false  
     | (y::ys) -> same_length xs ys)
```



Your turn: `doubleList : int list -> int list`

- Write a function that takes a list of int and returns a list of the same length, where each element has been multiplied by 2

`let rec doubleList list =`



Your turn: `doubleList : int list -> int list`

- Write a function that takes a list of `int` and returns a list of the same length, where each element has been multiplied by 2

```
let rec doubleList list =
```

```
  match list
```

```
    with [] -> []
```

```
      | x :: xs -> (2 * x) :: doubleList xs
```



Your turn: `doubleList : int list -> int list`

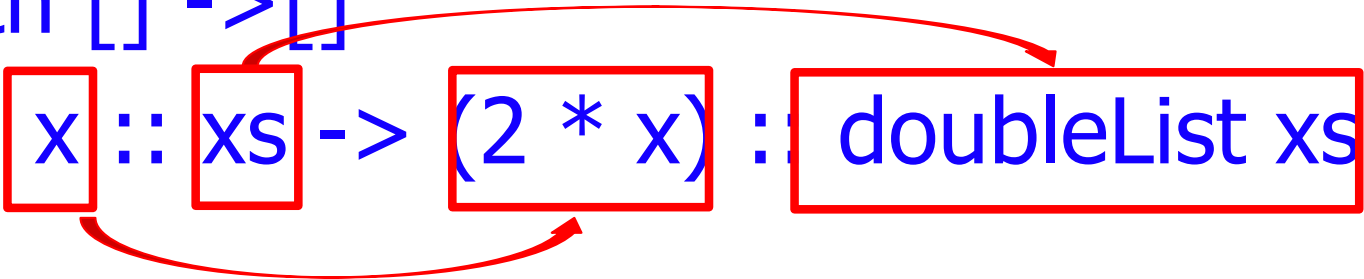
- Write a function that takes a list of `int` and returns a list of the same length, where each element has been multiplied by 2

`let rec doubleList list =`

`match list`

`with [] -> []`

`| x :: xs -> (2 * x) :: doubleList xs`





Higher-Order Functions Over Lists

```
# let rec map f list =
```

```
  match list
```

```
  with [] -> []
```

```
  | (h::t) -> (f h) :: (map f t);;
```

```
val map : ('a -> 'b) -> 'a list -> 'b list = <fun>
```

```
# map plus_two fib5;;
```

```
- : int list = [10; 7; 5; 4; 3; 3]
```

```
# map (fun x -> x - 1) fib6;;
```

```
: int list = [12; 7; 4; 2; 1; 0; 0]
```

Higher-Order Functions Over Lists

```
# let rec map f list =
```

```
  match list
```

```
  with [] -> []
```

```
  | (h::t) -> (f h) :: (map f t);;
```

```
val map : ('a -> 'b) -> 'a list -> 'b list = <fun>
```

```
# map plus_two fib5;;
```

```
- : int list = [10; 7; 5; 4; 3; 3]
```

```
# map (fun x -> x - 1) fib6;;
```

```
: int list = [12; 7; 4; 2; 1; 0; 0]
```



Mapping Recursion

- Can use the higher-order recursive map function instead of direct recursion

```
# let doubleList list =  
  List.map (fun x -> 2 * x) list;;  
val doubleList : int list -> int list = <fun>  
# doubleList [2;3;4];;  
- : int list = [4; 6; 8]
```




Mapping Recursion

- Can use the higher-order recursive map function instead of direct recursion

```
# let doubleList list =  
  List.map (fun x -> 2 * x) list;;  
val doubleList : int list -> int list = <fun>  
# doubleList [2;3;4];;  
- : int list = [4; 6; 8]
```

- Same function, but no explicit recursion

Folding Recursion

- Another common form “folds” an operation over the elements of the structure

```
# let rec multList list = match list
  with [ ] -> 1
       | x::xs -> x * multList xs;;
val multList : int list -> int = <fun>
# multList [2;4;6];;
- : int = 48
```

- Computes $(2 * (4 * (6 * 1)))$



Folding Recursion : Length Example

```
# let rec length list = match list
  with [ ] -> 0 (* Nil case *)
       | a :: bs -> 1 + length bs;; (* Cons case *)
```

```
val length : 'a list -> int = <fun>
```

```
# length [5; 4; 3; 2];;
```

```
- : int = 4
```

- Nil case [] is base case, 0 is the base value
- Cons case recurses on component list bs
- What do `multList` and `length` have in common?



Forward Recursion

- In Structural Recursion, split input into components and (eventually) recurse
- Forward Recursion form of Structural Recursion
- In forward recursion, first call the function recursively on all recursive components, and then build final result from partial results
- Wait until whole structure has been traversed to start building answer



Forward Recursion: Examples

```
# let rec double_up list =  
  match list  
  with [ ] -> [ ]  
       | (x :: xs) -> (x :: x :: double_up xs);;  
val double_up : 'a list -> 'a list = <fun>
```

```
# let rec poor_rev list =  
  match list  
  with [] -> []  
       | (x::xs) -> let r = poor_rev xs in r @ [x];;  
val poor_rev : 'a list -> 'a list = <fun>
```

Forward Recursion: Examples

```
# let rec double_up list =  
  match list  
  with [ ] -> [ ]  
       | (x :: xs) -> (x :: x :: double_up xs);;  
val double_up : 'a list -> 'a list = <fun>
```

Base Case

Operator

Recursive Call

```
# let rec poor_rev list =  
  match list  
  with [] -> []  
       | (x::xs) -> let r = poor_rev xs in r @ [x];;  
val poor_rev : 'a list -> 'a list = <fun>
```

Base Case

Operator

Recursive Call

Recurising over lists



The Primitive
Recursion Fairy

```
# let rec fold_right f list b =  
  match list  
  with [] -> b  
       | (x :: xs) -> f x (fold_right f xs b);;  
val fold_right : ('a -> 'b -> 'b) -> 'a list -> 'b -> 'b =  
  <fun>  
# fold_right  
  (fun s -> fun () -> print_string s)  
  ["hi"; "there"]  
  ();;  
therehi- : unit = ()w
```



Folding Recursion : Length Example

```
# let rec length list = match list
  with [ ] -> 0 (* Nil case *)
       | a :: bs -> 1 + length bs;; (* Cons case *)
val length : 'a list -> int = <fun>
# let length list =
  fold_right (fun a -> fun r -> 1 + r) list 0;;
val length : 'a list -> int = <fun>
# length [5; 4; 3; 2];;
- : int = 4
```




Folding Recursion

- multList folds to the right
- Same as:

```
# let multList list =  
  List.fold_right  
    (fun x -> fun p -> x * p)  
    list 1;;  
  
val multList : int list -> int = <fun>  
  
# multList [2;4;6];;  
- : int = 48
```

Forward Recursion: Examples

```
# let rec double_up list =  
  match list  
  with [ ] -> [ ]  
       | (x :: xs) -> (x :: x :: double_up xs);;  
val double_up : 'a list -> 'a list = <fun>
```

Base Case

Operator

Recursive Call

```
# let double_up =  
  fold_right (fun x -> fun r -> x :: x :: r) list [ ]
```

Operator

Recursive result

Base Case

```
# double_up ["a"; "b"];;  
- : string list = ["a"; "a"; "b"; "b"]
```



Encoding Forward Recursion with Fold

```
# let rec append list1 list2 =
```

```
val append : 'a list -> 'a list -> 'a list = <fun>
```



Encoding Forward Recursion with Fold

```
# let rec append list1 list2 = match list1 with
```

```
val append : 'a list -> 'a list -> 'a list = <fun>
```



Encoding Forward Recursion with Fold

```
# let rec append list1 list2 = match list1 with  
  [ ] -> list2
```

```
val append : 'a list -> 'a list -> 'a list = <fun>
```

Encoding Forward Recursion with Fold

```
# let rec append list1 list2 = match list1 with
```

```
[ ] -> list2
```

```
val append : 'a list -> 'a list -> 'a list = <fun>
```

Base Case



Encoding Forward Recursion with Fold

```
# let rec append list1 list2 = match list1 with
```

```
  [ ] -> list2 | x::xs ->
```

```
val append : 'a list -> 'a list -> 'a list = <fun>
```

Base Case



Encoding Forward Recursion with Fold

```
# let rec append list1 list2 = match list1 with  
  [ ] -> list2 | x::xs -> x :: append xs list2;;  
val append : 'a list -> 'a list -> 'a list = <fun>
```

Base Case

Encoding Forward Recursion with Fold

```
# let rec append list1 list2 = match list1 with  
  [ ] -> list2 | x::xs -> x :: append xs list2;;  
val append : 'a list -> 'a list -> 'a list = <fun>
```

Base Case

Operation

Recursive Call

Encoding Forward Recursion with Fold

```
# let rec append list1 list2 = match list1 with  
[ ] -> list2 | x::xs -> x :: append xs list2;;  
val append : 'a list -> 'a list -> 'a list = <fun>
```

Base Case

Operation

Recursive Call

```
# let append list1 list2 =  
  fold_right (fun x -> fun y -> x :: y) list1 list2;;  
val append : 'a list -> 'a list -> 'a list = <fun>
```

Encoding Forward Recursion with Fold

```
# let rec append list1 list2 = match list1 with  
  [ ] -> list2 | x::xs -> x :: append xs list2;;  
val append : 'a list -> 'a list -> 'a list = <fun>
```

Base Case

Operation

Recursive Call

```
# let append list1 list2 =  
  fold_right (fun x -> fun y -> x :: y) list1 list2;;  
val append : 'a list -> 'a list -> 'a list = <fun>
```

```
# append [1;2;3] [4;5;6];;
```

```
- : int list = [1; 2; 3; 4; 5; 6]
```



Tail Recursion

- A recursive program is tail recursive if all recursive calls are tail calls
- Tail recursive programs may be optimized to be implemented as loops, thus removing the function call overhead for the recursive calls
- Tail recursion generally requires extra “accumulator” arguments to pass partial results
 - May require an auxiliary function



Tail Recursion - length

- How can we write length with tail recursion?

```
let length list =
```

```
  let rec length_aux list acc_length =
```

```
    match list
```

```
      with [ ] -> acc_length
```

```
      | (x::xs) ->
```

```
        length_aux xs (1 + acc_length)
```

```
  in length_aux list 0
```



Tail Recursion - Example

```
# let rec rev_aux list revlist =  
  match list with [ ] -> revlist  
  | x :: xs -> rev_aux xs (x::revlist);;  
val rev_aux : 'a list -> 'a list -> 'a list = <fun>
```

```
# let rev list = rev_aux list [ ];;  
val rev : 'a list -> 'a list = <fun>
```

- What is its running time?



Comparison

- `poor_rev [1;2;3] =`
- `(poor_rev [2;3]) @ [1] =`
- `((poor_rev [3]) @ [2]) @ [1] =`
- `((poor_rev []) @ [3]) @ [2]) @ [1] =`
- `(([] @ [3]) @ [2]) @ [1] =`
- `[3] @ [2] @ [1] =`
- `(3:: ([] @ [2])) @ [1] =`
- `[3;2] @ [1] =`
- `3 :: ([2] @ [1]) =`
- `3 :: (2:: ([] @ [1])) = [3; 2; 1]`



Comparison

- $\text{rev } [1;2;3] =$
- $\text{rev_aux } [1;2;3] [] =$
- $\text{rev_aux } [2;3] [1] =$
- $\text{rev_aux } [3] [2;1] =$
- $\text{rev_aux } [] [3;2;1] = [3;2;1]$



Iterating over lists

```
# let rec fold_left f a list =  
  match list  
  with [] -> a  
       | (x :: xs) -> fold_left f (f a x) xs;;  
val fold_left : ('a -> 'b -> 'a) -> 'a -> 'b list -> 'a =  
  <fun>  
# fold_left  
  (fun () -> print_string)  
  ()  
  ["hi"; "there"];;  
hithere- : unit = ()
```



Folding - Tail Recursion

```
- # let rev list =  
-   fold_left  
-   (fun l -> fun x -> x :: l) //comb op  
-   [] //accumulator cell  
-   list
```



Folding

```
# let rec fold_left f a list = match list
  with [] -> a | (x :: xs) -> fold_left f (f a x) xs;;
val fold_left : ('a -> 'b -> 'a) -> 'a -> 'b list -> 'a =
  <fun>
```

```
fold_left f a [x1; x2; ...; xn] = f(...(f (f a x1) x2)...)xn
```

```
# let rec fold_right f list b = match list
  with [] -> b | (x :: xs) -> f x (fold_right f xs b);;
val fold_right : ('a -> 'b -> 'b) -> 'a list -> 'b -> 'b =
  <fun>
```

```
fold_right f [x1; x2; ...; xn] b = f x1(f x2 (...(f xn b)...))
```



Folding

- Can replace recursion by `fold_right` in any forward primitive recursive definition
 - Primitive recursive means it only recurses on immediate subcomponents of recursive data structure
- Can replace recursion by `fold_left` in any tail primitive recursive definition



How long will it take?

- Remember the big-O notation from CS 225 and CS 374
- Question: given input of size n , how long to generate output?
- Express output time in terms of input size, omit constants and take biggest power



How long will it take?

Common big-O times:

- Constant time $O(1)$
 - input size doesn't matter
- Linear time $O(n)$
 - double input \Rightarrow double time
- Quadratic time $O(n^2)$
 - double input \Rightarrow quadruple time
- Exponential time $O(2^n)$
 - increment input \Rightarrow double time



Linear Time

- Expect most list operations to take linear time $O(n)$
- Each step of the recursion can be done in constant time
- Each step makes only one recursive call
- List example: **multList**, **append**
- Integer example: **factorial**

Quadratic Time

- Each step of the recursion takes time proportional to input
- Each step of the recursion makes only one recursive call.
- List example:

```
# let rec poor_rev list = match list
  with [] -> []
       | (x::xs) -> poor_rev xs @ [x];;
val poor_rev : 'a list -> 'a list = <fun>
```




Exponential running time

- Poor worst-case running times on input of any size
- Each step of recursion takes constant time
- Each recursion makes two recursive calls
- Easy to write naïve code that is exponential for functions that can be linear

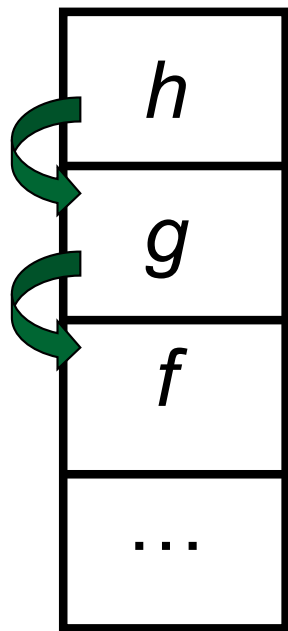


Exponential running time

```
# let rec slow n =  
    if n <= 1  
    then 1  
    else 1+slow (n-1) + slow(n-2);;  
val slow : int -> int = <fun>  
# List.map slow [1;2;3;4;5;6;7;8;9];;  
- : int list = [1; 3; 5; 9; 15; 25; 41; 67;  
109]
```

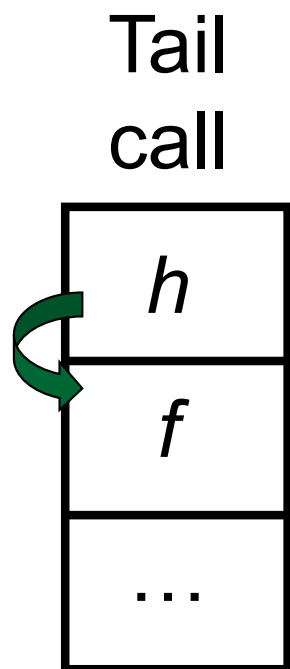
An Important Optimization

Normal
call



- When a function call is made, the return address needs to be saved to the stack so we know to where to return when the call is finished
- What if *f* calls *g* and *g* calls *h*, but calling *h* is the last thing *g* does (a *tail call*)?

An Important Optimization



- When a function call is made, the return address needs to be saved to the stack so we know to where to return when the call is finished
- What if f calls g and g calls h , but calling h is the last thing g does (a *tail call*)?
- Then h can return directly to f instead of g