


Programming Languages and Compilers (CS 421)

Elsa L Gunter
2112 SC, UIUC



<https://courses.engr.illinois.edu/cs421/fa2017/CS421D>

Based in part on slides by Mattox Beckman, as updated by Vikram Adve and Gul Agha



Lists

- List can take one of two forms:
 - Empty list, written `[]`
 - Non-empty list, written `x :: xs`
 - `x` is head element, `xs` is tail list, `::` called “cons”
 - Syntactic sugar: `[x] == x :: []`
 - `[x1; x2; ...; xn] == x1 :: x2 :: ... :: xn :: []`



Lists

```
# let fib5 = [8;5;3;2;1;1];;
```

```
val fib5 : int list = [8; 5; 3; 2; 1; 1]
```

```
# let fib6 = 13 :: fib5;;
```

```
val fib6 : int list = [13; 8; 5; 3; 2; 1; 1]
```

```
# (8::5::3::2::1::1::[ ]) = fib5;;
```

```
- : bool = true
```

```
# fib5 @ fib6;;
```

```
- : int list = [8; 5; 3; 2; 1; 1; 13; 8; 5; 3; 2; 1; 1]
```



Lists are Homogeneous

```
# let bad_list = [1; 3.2; 7];;
```

Characters 19-22:

```
let bad_list = [1; 3.2; 7];;  
                ^^^
```

This expression has type float but is here used with type int



Question

- Which one of these lists is invalid?
 1. [2; 3; 4; 6]
 2. [2,3; 4,5; 6,7]
 3. [(2.3,4); (3.2,5); (6,7.2)]
 4. [[“hi”; “there”]; [“wahcha”]; []; [“doin”]]



Answer

- Which one of these lists is invalid?
 1. [2; 3; 4; 6]
 2. [2,3; 4,5; 6,7]
 3. [(2.3,4); (3.2,5); (6,7.2)]
 4. [[“hi”; “there”]; [“wahcha”]; []; [“doin”]]
- 3 is invalid because of last pair



Functions Over Lists

```
# let rec double_up list =  
  match list  
  with [ ] -> [ ] (* pattern before ->,  
                  expression after *)  
       | (x :: xs) -> (x :: x :: double_up xs);;  
val double_up : 'a list -> 'a list = <fun>  
# let fib5_2 = double_up fib5;;  
val fib5_2 : int list = [8; 8; 5; 5; 3; 3; 2; 2; 1;  
  1; 1; 1]
```



Functions Over Lists

```
# let silly = double_up ["hi"; "there"];;
val silly : string list = ["hi"; "hi"; "there"; "there"]
# let rec poor_rev list =
  match list
  with [] -> []
       | (x::xs) -> poor_rev xs @ [x];;
val poor_rev : 'a list -> 'a list = <fun>
# poor_rev silly;;
- : string list = ["there"; "there"; "hi"; "hi"]
```




Structural Recursion

- Functions on recursive datatypes (eg lists) tend to be recursive
- Recursion over recursive datatypes generally by structural recursion
 - Recursive calls made to components of structure of the same recursive type
 - Base cases of recursive types stop the recursion of the function



Question: Length of list

- Problem: write code for the length of the list
 - How to start?

let length l =



Question: Length of list

- Problem: write code for the length of the list
 - How to start?

let rec length l =
 match l with



Question: Length of list

- Problem: write code for the length of the list
 - What patterns should we match against?

let rec length l =
 match l with



Question: Length of list

- Problem: write code for the length of the list
 - What patterns should we match against?

```
let rec length l =  
  match l with [] ->  
  | (a :: bs) ->
```



Question: Length of list

- Problem: write code for the length of the list
 - What result do we give when `l` is empty?

```
let rec length l =  
  match l with [] -> 0  
  | (a :: bs) ->
```



Question: Length of list

- Problem: write code for the length of the list
 - What result do we give when `l` is not empty?

```
let rec length l =  
  match l with [] -> 0  
  | (a :: bs) ->
```



Question: Length of list

- Problem: write code for the length of the list
 - What result do we give when `l` is not empty?

let rec length l =

match l with [] -> 0

| (a :: bs) -> 1 + length bs



Structural Recursion : List Example

```
# let rec length list = match list
  with [ ] -> 0 (* Nil case *)
  | x :: xs -> 1 + length xs;; (* Cons case *)
val length : 'a list -> int = <fun>
# length [5; 4; 3; 2];;
- : int = 4
```

- Nil case [] is base case
- Cons case recurses on component list xs



Same Length

- How can we efficiently answer if two lists have the same length?



Same Length

- How can we efficiently answer if two lists have the same length?

```
let rec same_length list1 list2 =  
  match list1 with [] ->  
    (match list2 with [] -> true  
     | (y::ys) -> false)  
  | (x::xs) ->  
    (match list2 with [] -> false  
     | (y::ys) -> same_length xs ys)
```



Higher-Order Functions Over Lists

```
# let rec map f list =
```

```
  match list
```

```
  with [] -> []
```

```
  | (h::t) -> (f h) :: (map f t);;
```

```
val map : ('a -> 'b) -> 'a list -> 'b list = <fun>
```

```
# map plus_two fib5;;
```

```
- : int list = [10; 7; 5; 4; 3; 3]
```

```
# map (fun x -> x - 1) fib6;;
```

```
: int list = [12; 7; 4; 2; 1; 0; 0]
```



Iterating over lists

```
# let rec fold_left f a list =  
  match list  
  with [] -> a  
       | (x :: xs) -> fold_left f (f a x) xs;;  
val fold_left : ('a -> 'b -> 'a) -> 'a -> 'b list -> 'a =  
  <fun>  
# fold_left  
  (fun () -> print_string)  
  ()  
  ["hi"; "there"];;  
hithere- : unit = ()
```

Recurising over lists



The Primitive
Recursion Fairy

```
# let rec fold_right f list b =  
  match list  
  with [] -> b  
       | (x :: xs) -> f x (fold_right f xs b);;  
val fold_right : ('a -> 'b -> 'b) -> 'a list -> 'b -> 'b =  
  <fun>  
# fold_right  
  (fun s -> fun () -> print_string s)  
  ["hi"; "there"]  
  ();;  
therehi- : unit = ()
```



Forward Recursion

- In Structural Recursion, split input into components and (eventually) recurse
- Forward Recursion form of Structural Recursion
- In forward recursion, first call the function recursively on all recursive components, and then build final result from partial results
- Wait until whole structure has been traversed to start building answer



Forward Recursion: Examples

```
# let rec double_up list =  
  match list  
  with [ ] -> [ ]  
       | (x :: xs) -> (x :: x :: double_up xs);;  
val double_up : 'a list -> 'a list = <fun>
```

```
# let rec poor_rev list =  
  match list  
  with [] -> []  
       | (x::xs) -> poor_rev xs @ [x];;  
val poor_rev : 'a list -> 'a list = <fun>
```


Forward Recursion: Examples

```
# let rec double_up list =  
  match list  
  with [] -> []  
       | (x :: xs) -> (x :: x :: double_up xs);;  
val double_up : 'a list -> 'a list = <fun>
```

Base Case Operator Recursive Call

```
# let rec poor_rev list =  
  match list  
  with [] -> []  
       | (x::xs) -> poor_rev xs @ [x];;  
val poor_rev : 'a list -> 'a list = <fun>
```

Base Case Operator Recursive Call

Encoding Forward Recursion with Fold

```
# let rec append list1 list2 = match list1 with  
  [ ] -> list2 | x::xs -> x :: append xs list2;;  
val append : 'a list -> 'a list -> 'a list = <fun>
```

Base Case

Operation

Recursive Call

```
# let append list1 list2 =  
  fold_right (fun x y -> x :: y) list1 list2;;  
val append : 'a list -> 'a list -> 'a list = <fun>  
# append [1;2;3] [4;5;6];;  
- : int list = [1; 2; 3; 4; 5; 6]
```



Mapping Recursion

- Can use the higher-order recursive map function instead of direct recursion

```
# let doubleList list =
```

```
  List.map (fun x -> 2 * x) list;;
```

```
val doubleList : int list -> int list = <fun>
```

```
# doubleList [2;3;4];;
```

```
- : int list = [4; 6; 8]
```



Mapping Recursion

- Can use the higher-order recursive map function instead of direct recursion

```
# let doubleList list =
```

```
  List.map (fun x -> 2 * x) list;;
```

```
val doubleList : int list -> int list = <fun>
```

```
# doubleList [2;3;4];;
```

```
- : int list = [4; 6; 8]
```

- Same function, but no rec



Folding Recursion

- Another common form “folds” an operation over the elements of the structure

```
# let rec multList list = match list  
  with [ ] -> 1
```

```
  | x::xs -> x * multList xs;;
```

```
val multList : int list -> int = <fun>
```

```
# multList [2;4;6];;
```

```
- : int = 48
```



Folding Recursion

- Another common form “folds” an operation over the elements of the structure

```
# let rec multList list = match list  
  with [ ] -> 1  
       | x::xs -> x * multList xs;;
```

```
val multList : int list -> int = <fun>
```

```
# multList [2;4;6];;
```

```
- : int = 48
```

- Computes $(2 * (4 * (6 * 1)))$



Folding Recursion

- multList folds to the right
- Same as:

```
# let multList list =  
  List.fold_right  
    (fun x -> fun p -> x * p)  
    list 1;;
```

```
val multList : int list -> int = <fun>
```

```
# multList [2;4;6];;
```

```
- : int = 48
```



How long will it take?

- Remember the big-O notation from CS 225 and CS 374
- Question: given input of size n , how long to generate output?
- Express output time in terms of input size, omit constants and take biggest power



How long will it take?

Common big-O times:

- Constant time $O(1)$
 - input size doesn't matter
- Linear time $O(n)$
 - double input \Rightarrow double time
- Quadratic time $O(n^2)$
 - double input \Rightarrow quadruple time
- Exponential time $O(2^n)$
 - increment input \Rightarrow double time



Linear Time

- Expect most list operations to take linear time $O(n)$
- Each step of the recursion can be done in constant time
- Each step makes only one recursive call
- List example: `multList`, `append`
- Integer example: `factorial`

Quadratic Time

- Each step of the recursion takes time proportional to input
- Each step of the recursion makes only one recursive call.
- List example:

```
# let rec poor_rev list = match list
  with [] -> []
       | (x::xs) -> poor_rev xs @ [x];;
val poor_rev : 'a list -> 'a list = <fun>
```



Exponential running time

- Poor worst-case running times on input of any size
- Each step of recursion takes constant time
- Each recursion makes two recursive calls
- Easy to write naïve code that is exponential for functions that can be linear

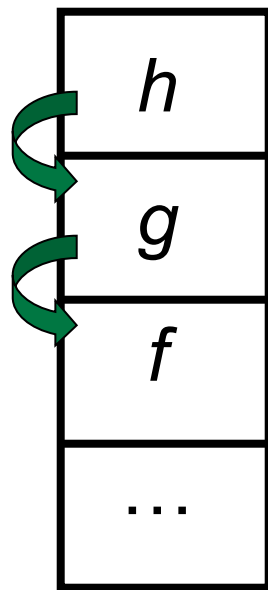


Exponential running time

```
# let rec slow n =  
  if n <= 1  
  then 1  
  else 1+slow (n-1) + slow(n-2);;  
val slow : int -> int = <fun>  
# List.map slow [1;2;3;4;5;6;7;8;9];;  
- : int list = [1; 3; 5; 9; 15; 25; 41; 67; 109]
```

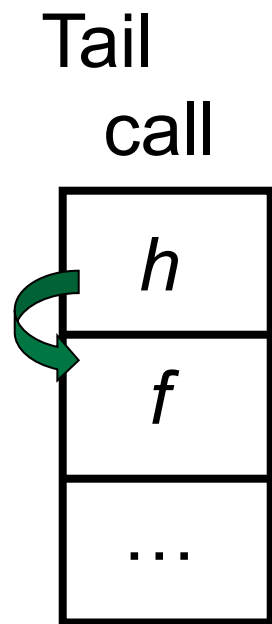
An Important Optimization

Normal
call



- When a function call is made, the return address needs to be saved to the stack so we know to where to return when the call is finished
- What if *f* calls *g* and *g* calls *h*, but calling *h* is the last thing *g* does (a *tail call*)?

An Important Optimization



- When a function call is made, the return address needs to be saved to the stack so we know to where to return when the call is finished
- What if *f* calls *g* and *g* calls *h*, but calling *h* is the last thing *g* does (a *tail call*)?
- Then *h* can return directly to *f* instead of *g*



Tail Recursion

- A recursive program is tail recursive if all recursive calls are tail calls
- Tail recursive programs may be optimized to be implemented as loops, thus removing the function call overhead for the recursive calls
- Tail recursion generally requires extra “accumulator” arguments to pass partial results
 - May require an auxiliary function



Tail Recursion - Example

```
# let rec rev_aux list revlist =  
  match list with [ ] -> revlist  
  | x :: xs -> rev_aux xs (x::revlist);;  
val rev_aux : 'a list -> 'a list -> 'a list = <fun>
```

```
# let rev list = rev_aux list [ ];;  
val rev : 'a list -> 'a list = <fun>
```

- What is its running time?



Comparison

- `poor_rev [1,2,3] =`
- `(poor_rev [2,3]) @ [1] =`
- `((poor_rev [3]) @ [2]) @ [1] =`
- `((poor_rev []) @ [3]) @ [2]) @ [1] =`
- `(([] @ [3]) @ [2]) @ [1] =`
- `([3] @ [2]) @ [1] =`
- `(3:: ([] @ [2])) @ [1] =`
- `[3,2] @ [1] =`
- `3 :: ([2] @ [1]) =`
- `3 :: (2:: ([] @ [1])) = [3, 2, 1]`



Comparison

- $\text{rev } [1,2,3] =$
- $\text{rev_aux } [1,2,3] [] =$
- $\text{rev_aux } [2,3] [1] =$
- $\text{rev_aux } [3] [2,1] =$
- $\text{rev_aux } [] [3,2,1] = [3,2,1]$



Folding Functions over Lists

How are the following functions similar?

```
# let rec sumlist list = match list with  
  [ ] -> 0 | x::xs -> x + sumlist xs;;
```

```
val sumlist : int list -> int = <fun>
```

```
# sumlist [2;3;4];;
```

```
- : int = 9
```

```
# let rec prodlist list = match list with  
  [ ] -> 1 | x::xs -> x * prodlist xs;;
```

```
val prodlist : int list -> int = <fun>
```

```
# prodlist [2;3;4];;
```

```
- : int = 24
```



Folding

```
# let rec fold_left f a list = match list
  with [] -> a | (x :: xs) -> fold_left f (f a x) xs;;
val fold_left : ('a -> 'b -> 'a) -> 'a -> 'b list -> 'a =
  <fun>
```

```
fold_left f a [x1; x2;...;xn] = f(...(f (f a x1) x2)... )xn
```

```
# let rec fold_right f list b = match list
  with [ ] -> b | (x :: xs) -> f x (fold_right f xs b);;
val fold_right : ('a -> 'b -> 'b) -> 'a list -> 'b -> 'b =
  <fun>
```

```
fold_right f [x1; x2;...;xn] b = f x1(f x2 (...(f xn b)...))
```



Folding - Forward Recursion

```
# let sumlist list = fold_right (+) list 0;;
```

```
val sumlist : int list -> int = <fun>
```

```
# sumlist [2;3;4];;
```

```
- : int = 9
```

```
# let prodlist list = fold_right ( * ) list 1;;
```

```
val prodlist : int list -> int = <fun>
```

```
# prodlist [2;3;4];;
```

```
- : int = 24
```



Folding - Tail Recursion

```
- # let rev list =  
-   fold_left  
-   (fun l -> fun x -> x :: l) //comb op  
-   [] //accumulator cell  
-   list
```



Folding

- Can replace recursion by `fold_right` in any forward primitive recursive definition
 - Primitive recursive means it only recurses on immediate subcomponents of recursive data structure
- Can replace recursion by `fold_left` in any tail primitive recursive definition



Continuations

- A programming technique for all forms of “non-local” control flow:
 - non-local jumps
 - exceptions
 - general conversion of non-tail calls to tail calls
- Essentially it's a higher-order function version of GOTO



Continuations

- Idea: Use functions to represent the control flow of a program
- Method: Each procedure takes a function as an extra argument to which to pass its result; outer procedure “returns” no result
- Function receiving the result called a continuation
- Continuation acts as “accumulator” for work still to be done



Continuation Passing Style

- Writing procedures such that all procedure calls take a continuation to which to give (pass) the result, and return no result, is called continuation passing style (CPS)



Continuation Passing Style

- A compilation technique to implement non-local control flow, especially useful in interpreters.
- A formalization of non-local control flow in denotational semantics
- Possible intermediate state in compiling functional code



Why CPS?

- Makes order of evaluation explicitly clear
- Allocates variables (to become registers) for each step of computation
- Essentially converts functional programs into imperative ones
 - Major step for compiling to assembly or byte code
- Tail recursion easily identified
- Strict forward recursion converted to tail recursion
 - At the expense of building large closures in heap



Other Uses for Continuations

- CPS designed to preserve order of evaluation
- Continuations used to express order of evaluation
- Can be used to change order of evaluation
- Implements:
 - Exceptions and exception handling
 - Co-routines
 - (pseudo, aka green) threads



Example

- Simple reporting continuation:

```
# let report x = (print_int x; print_newline( ) );;  
val report : int -> unit = <fun>
```

- Simple function using a continuation:

```
# let addk (a, b) k = k (a + b);;  
val addk : int * int -> (int -> 'a) -> 'a = <fun>  
# addk (22, 20) report;;  
2  
- : unit = ()
```



Simple Functions Taking Continuations

- Given a primitive operation, can convert it to pass its result forward to a continuation

- Examples:

```
# let subk (x, y) k = k(x + y);;
```


```
val subk : int * int -> (int -> 'a) -> 'a = <fun>
```

```
# let eqk (x, y) k = k(x = y);;
```

```
val eqk : 'a * 'a -> (bool -> 'b) -> 'b = <fun>
```

```
# let timesk (x, y) k = k(x * y);;
```

```
val timesk : int * int -> (int -> 'a) -> 'a = <fun>
```

Your turn now

Try Problem 7 on MP2

Try consk



Nesting Continuations

```
# let add_triple (x, y, z) = (x + y) + z;;  
val add_triple : int * int * int -> int = <fun>  
# let add_triple (x,y,z)=let p = x + y in p + z;;  
val add_three : int -> int -> int -> int = <fun>  
# let add_triple_k (x, y, z) k =  
  addk (x, y) (fun p -> addk (p, z) k);;  
val add_triple_k: int * int * int -> (int -> 'a) ->  
  'a = <fun>
```



add_three: a different order

- `# let add_triple (x, y, z) = x + (y + z);;`
- How do we write `add_triple_k` to use a different order?
- `let add_triple_k (x, y, z) k =`