

Lecture 7: Interpolation

Mark Hasegawa-Johnson

All content CC-SA 4.0 unless otherwise specified.

ECE 401: Signal and Image Analysis, Fall 2022

- 1 Review: Sampling
- 2 Interpolation: Discrete-to-Continuous Conversion
- 3 Summary

Outline

- 1 Review: Sampling
- 2 Interpolation: Discrete-to-Continuous Conversion
- 3 Summary

How to sample a continuous-time signal

Suppose you have some continuous-time signal, $x(t)$, and you'd like to sample it, in order to store the sample values in a computer. The samples are collected once every $T_s = \frac{1}{F_s}$ seconds:

$$x[n] = x(t = nT_s)$$

Outline

- 1 Review: Sampling
- 2 Interpolation: Discrete-to-Continuous Conversion
- 3 Summary

How can we get $x(t)$ back again?

We've already seen one method of getting $x(t)$ back again: we can find all of the cosine components, and re-create the corresponding cosines in continuous time.

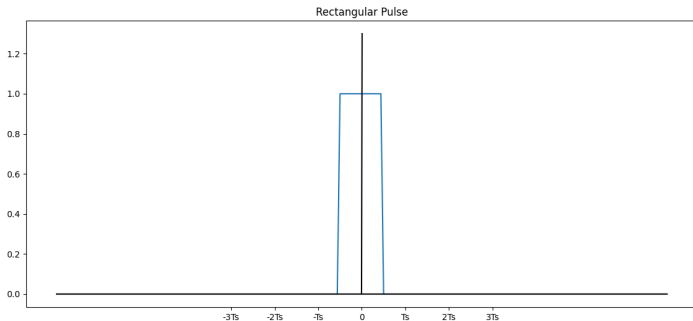
There is an easier way. It involves multiplying each of the samples, $x[n]$, by a short-time pulse, $p(t)$, as follows:

$$y(t) = \sum_{n=-\infty}^{\infty} y[n]p(t - nT_s)$$

Rectangular pulses

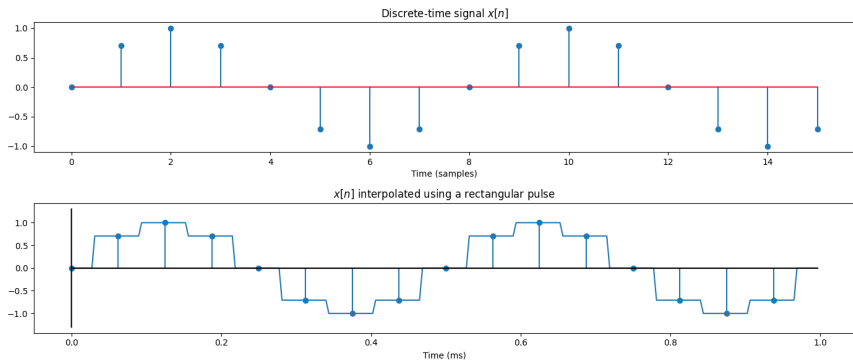
For example, suppose that the pulse is just a rectangle,

$$p(t) = \begin{cases} 1 & -\frac{T_s}{2} \leq t < \frac{T_s}{2} \\ 0 & \text{otherwise} \end{cases}$$



Rectangular pulses = Piece-wise constant interpolation

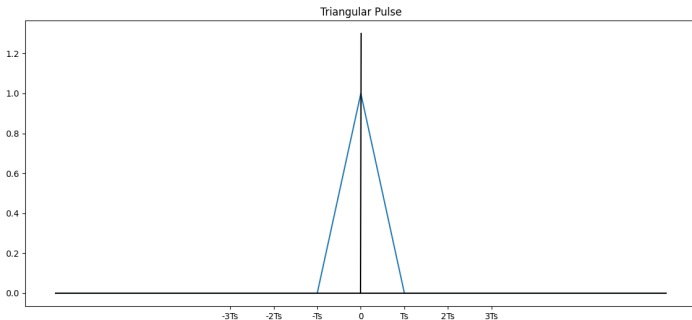
The result is a piece-wise constant interpolation of the digital signal:



Triangular pulses

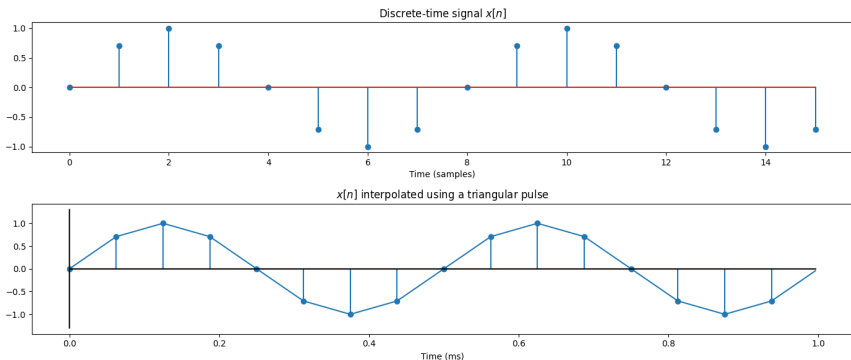
The rectangular pulse has the disadvantage that $y(t)$ is discontinuous. We can eliminate the discontinuities by using a triangular pulse:

$$p(t) = \begin{cases} 1 - \frac{|t|}{T_S} & -T_S \leq t < T_S \\ 0 & \text{otherwise} \end{cases}$$



Triangular pulses = Piece-wise linear interpolation

The result is a piece-wise linear interpolation of the digital signal:



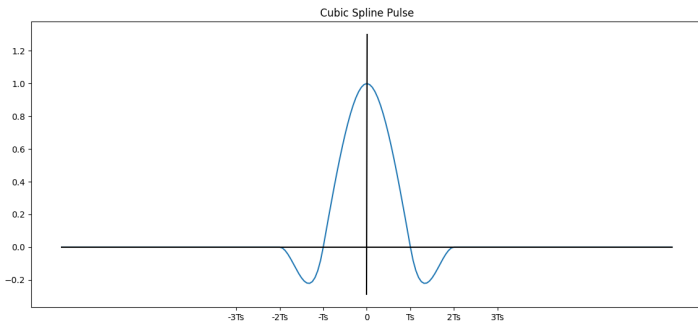
Cubic spline pulses

The triangular pulse has the disadvantage that, although $y(t)$ is continuous, its first derivative is discontinuous. We can eliminate discontinuities in the first derivative by using a cubic-spline pulse:

$$p(t) = \begin{cases} 1 - \frac{3}{2} \left(\frac{|t|}{T_S}\right)^2 + \frac{1}{2} \left(\frac{|t|}{T_S}\right)^3 & 0 \leq |t| \leq T_S \\ -\frac{3}{2} \left(\frac{|t|-2T_S}{T_S}\right)^2 \left(\frac{|t|-T_S}{T_S}\right) & T_S \leq |t| \leq 2T_S \\ 0 & \text{otherwise} \end{cases}$$

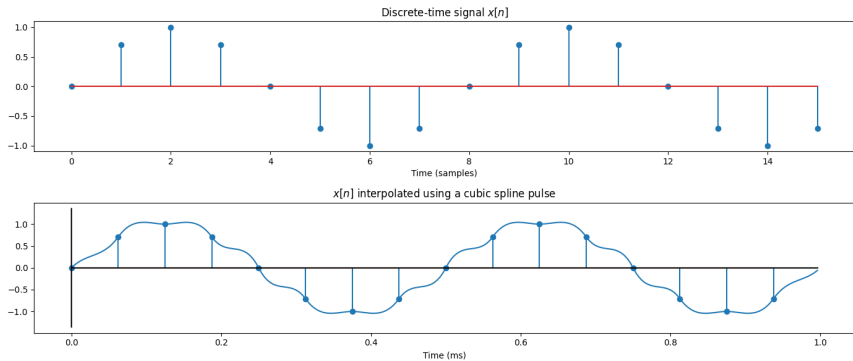
Cubic spline pulses

The triangular pulse has the disadvantage that, although $y(t)$ is continuous, its first derivative is discontinuous. We can eliminate discontinuities in the first derivative by using a cubic-spline pulse:



Cubic spline pulses = Piece-wise cubic interpolation

The result is a piece-wise cubic interpolation of the digital signal:



Sinc pulses

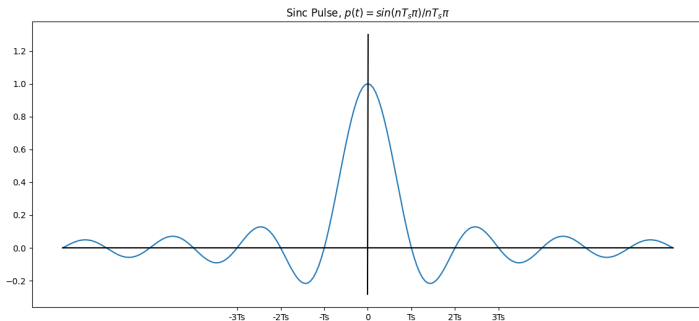
The cubic spline has no discontinuities, and no slope discontinuities, but it still has discontinuities in its second derivative and all higher derivatives. Can we fix those?

The answer: yes! The pulse we need is the inverse transform of an ideal lowpass filter, the sinc.

Sinc pulses

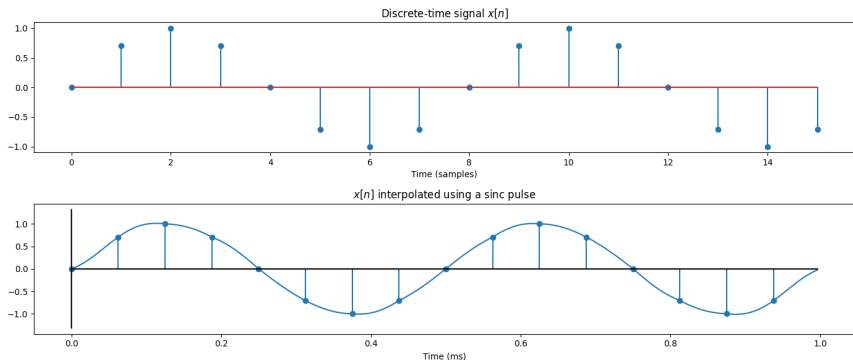
We can reconstruct a signal that has no discontinuities in any of its derivatives by using an ideal sinc pulse:

$$p(t) = \frac{\sin(\pi t/T_S)}{\pi t/T_S}$$



Sinc pulse = ideal bandlimited interpolation

The result is an ideal bandlimited interpolation:



Summary

- Piece-wise constant interpolation = interpolate using a rectangle
- Piece-wise linear interpolation = interpolate using a triangle
- Cubic-spline interpolation = interpolate using a spline
- Ideal interpolation = interpolate using a sinc